

AFFIDAVIT

**THE STATE OF TEXAS
COUNTY OF LIBERTY**


RE: Monthly Report of the County Treasurer, For the Month Ended April 30, 2016

The Monthly Report of the County Treasurer includes, but is not limited to, money received and disbursed; debts due to and owed by the county; and all other proceedings in the Treasurer's office that pertain to the financial standing of Liberty County. [LGC §114.026(a)(b)]

The County Treasurer's books and the Auditor's general ledger agree. The bank statements have been reconciled and any adjustments have been noted. This affidavit must state the amount of the cash and other assets that are in the custody of the County Treasurer at the time of examination. [LGC §114.026(d)]


TOTAL CASH AND INVESTMENTS HELD BY THE TREASURER ON APRIL 30, 2016
\$33,987,685.11

Therefore, Kim Harris, Liberty County Treasurer, who being fully sworn, upon oath states that the aforementioned monthly report is true and correct to the best of her knowledge.
Filed with accompanying reports this, the 14th day of June, 2016.




Kim Harris, CPA, Liberty County Treasurer

The Monthly Report of the County Treasurer has been submitted for audit. The cash balances agree with the records of the County Auditor, as reconciled. [LGC §114.026(b)]




Dwayne Gott, CPA, Liberty County Auditor

At the regular meeting of the Commissioners' Court on June 14, 2016, Kim Harris, Liberty County Treasurer, presented the Treasurer's Report for the month ended April 30, 2016 for the inspection of the court. After reviewing the Treasurer's Report and having taken reasonable steps to ensure its accuracy, we, the undersigned members of the court, hereby approve the report, subject to independent auditors' review. We hereby affirm that the report complies with the statutes as referenced, and request that it be filed with the official minutes of this meeting. [LGC §114.026(c) and (d)]



Jay Knight, County Judge




Mike McCarty, Commissioner, Pct. 1

— ABSENT —

Greg Arthur, Commissioner, Pct. 2



Eddie Lowery, Commissioner, Pct. 3



Leon Wilson, Commissioner, Pct. 4

***Monthly Report of County Treasurer
For the Month Ended April 30, 2016***

***Prepared and submitted by Kim Harris, CPA
Liberty County Treasurer***

Monthly Report of County Treasurer
Prepared by Kim Harris, CPA, Liberty County Treasurer

Index to Report

	<u>Page</u>
<u>Section 1 - Cash Flow</u>	
Statement of Cash Receipts and Disbursements	
General Fund	1 - 3
Special Funds	4
Bank Collateral	
First Liberty National Bank	5
Prosperity Bank	6
Bond Indebtedness	7
<u>Section 2 - Investments</u>	8
<u>Section 3 - Benefits & Insurance</u>	9
<u>Section 4 - Receipt Register</u>	10-22
<u>Section 5 - Leave Liability Report</u>	23-37

Section 1 – Cash Flow

Statement of Cash Receipts and Disbursements

**Liberty County, Texas - General Fund
 Combined Statement of Cash Receipts and Disbursements
 For the Month Ended April 30, 2016**

<u>Account Name</u>	<u>Balance 3/31/2016</u>	<u>Cash Receipts</u>	<u>Cash Disbursements</u>	<u>Balance 4/30/2016</u>
<u>GENERAL FUND</u>				
Cash	16,151,940.72	1,267,920.78	(2,283,484.06)	15,136,377.44
<u>DISTRICT ATTORNEY FUND</u>				
Cash	56,407.40	15,960.00	(27,117.12)	45,250.28
<u>DISTRICT ATTORNEY PROGRAMS</u>				
Cash - Special Investigative	462,126.58	1,646.55	0.00	463,773.13
Cash - Welfare Fraud	1,736.85	0.00	0.00	1,736.85
Cash - Crime Prevention	199.30	0.00	0.00	199.30
	464,062.73	1,646.55	0.00	465,709.28
<u>ROAD & BRIDGE FUND</u>				
Cash	4,580,397.50	562,680.02	(721,658.25)	4,421,419.27
<u>CHILD CRIMES SPEC. INV. GRANT</u>				
Cash	22,877.97	0.00	(5,849.70)	17,028.27
<u>VICTIMS ASSISTANCE COORDINATOR</u>				
Cash	(9,777.44)	17,078.21	(5,665.56)	1,635.21
<u>LAND ACQUISITION ROW</u>				
Cash	1,000,883.63	30,800.00	0.00	1,031,683.63
<u>ELECTION SERVICE CONTRACT</u>				
Cash	26,594.13	0.00	0.00	26,594.13
<u>RECORDS MANAGEMENT - COUNTY CLERK</u>				
Cash	322,615.85	19,200.00	(72.00)	341,743.85
<u>DISTRICT CLERK - TDCJ ACCOUNT</u>				
Cash	16,448.37	0.00	0.00	16,448.37
<u>LAW LIBRARY FUND</u>				
Cash	8,517.87	3,360.00	(4,473.02)	7,404.85
<u>JP TECHNOLOGY FUND</u>				
Cash	164,197.03	2,138.46	(14,438.38)	151,897.11
<u>CO. & DIST. CLERK TECHNOLOGY</u>				
Cash	13,382.58	135.05	0.00	13,517.63
<u>COURT RECORD PRESERVATION</u>				
Cash	68,829.00	1,111.00	0.00	69,940.00
<u>CSCD - CIVIL FEES</u>				
Cash	29,826.25	2,501.00	(2,491.04)	29,836.21
<u>CO. ATTY. - PRE-TRIAL DIVERSION</u>				
Cash	203,438.03	5,900.00	0.00	209,338.03
<u>HOMELAND SECURITY PROGRAM</u>				
Cash	32,963.22	0.00	(7,395.57)	25,567.65

**Liberty County, Texas - General Fund
 Combined Statement of Cash Receipts and Disbursements
 For the Month Ended April 30, 2016**

<u>Account Name</u>	<u>Balance 3/31/2016</u>	<u>Cash Receipts</u>	<u>Cash Disbursements</u>	<u>Balance 4/30/2016</u>
<u>ADULT GANG INVESTIGATOR GRANT</u>				
Cash	(20,772.12)	22,499.35	(7,274.05)	(5,546.82)
<u>DISTRICT CLERK CHILD SUPPORT</u>				
Cash	41,985.26	2,478.30	(3,959.08)	40,504.48
<u>SECURITY FEE</u>				
Cash	96,016.06	4,918.84	(4,588.56)	96,346.34
<u>DISTRICT CLERK RECORDS MANAGEMENT</u>				
Cash	40,138.58	1,200.17	(732.00)	40,606.75
<u>COMMISSIONER'S COURT RECORDS MANAGEMENT</u>				
Cash	322,773.52	1,470.53	(340.00)	323,904.05
<u>CONSTABLES FORFEITURE FUND</u>				
Cash	34,600.74	0.00	0.00	34,600.74
<u>COUNTY SHERIFF</u>				
Cash - Forfeitures	312.85	0.00	(225.00)	87.85
Cash - Seizure	587,000.64	346,800.00	(6,328.49)	927,472.15
Cash - Special Investigative	0.00	0.00	0.00	0.00
	587,313.49	346,800.00	(6,553.49)	927,560.00
<u>DARE CONTRIBUTIONS</u>				
Cash	5,024.19	0.00	0.00	5,024.19
<u>DA FEDERAL FORFEITURE</u>				
Cash	26,384.31	0.00	0.00	26,384.31
<u>SHERIFF'S GRANTS</u>				
Cash	31,045.00	0.00	0.00	31,045.00
<u>CDBG GRANT #12-219-000-5519</u>				
Cash	(75,139.41)	0.00	0.00	(75,139.41)
<u>CDBG GRANT #13-307-000-7582</u>				
Cash	135,654.16	1,856,482.14	(163,972.60)	1,828,163.70
<u>CDBG GRANT #13-307-000-7583</u>				
Cash	(4,411.50)	0.00	0.00	(4,411.50)
<u>GLO CONTRACT #13-314-000-7601</u>				
Cash	(18,168.64)	0.00	0.00	(18,168.64)
<u>C.O. SERIES 2008</u>				
Cash	3,869,639.06	1,268.59	0.00	3,870,907.65
<u>TDA #713290 HARDIN WS</u>				
Cash	(18,300.13)	0.00	0.00	(18,300.13)
<u>TDHCA #70090006</u>				
Cash	2,249.78	0.00	0.00	2,249.78

Liberty County, Texas - General Fund
Combined Statement of Cash Receipts and Disbursements
For the Month Ended April 30, 2016

<u>Account Name</u>	<u>Balance 3/31/2016</u>	<u>Cash Receipts</u>	<u>Cash Disbursements</u>	<u>Balance 4/30/2016</u>
<u>FEMA Buyout (2008)</u>				
Cash	16,540.81	0.00	0.00	16,540.81
<u>GRANT - DRS #10099</u>				
Cash	4,844.15	0.00	0.00	4,844.15
<u>COUNTY OFFICIALS FUND</u>				
Cash	407,868.79	1,426.87	(400.03)	408,895.63
<u>STATE COURT COST FUND</u>				
Cash	255,378.91	72,825.93	(222,286.28)	105,918.56
<u>COUNTY ATTORNEY CHECK COLLECTIONS</u>				
Cash	30,462.06	342.32	(350.75)	30,453.63
<u>OLD RIVER DRAINAGE DISTRICT #1</u>				
Cash	1,017,980.12	10,002.13	(25,287.82)	1,002,694.43
<u>JUVENILE PROBATION</u>				
Cash	21,407.51	42,419.00	(58,839.06)	4,987.45
<u>DA SEIZURES</u>				
Cash	90,188.41	0.00	0.00	90,188.41
<u>GRAND TOTALS</u>	30,054,307.95	4,294,565.24	(3,567,228.42)	30,781,644.77

Liberty County, Texas - Special Funds
Combined Statement of Cash Receipts and Disbursements
For the Month Ended April 30, 2016

<u>Account Name</u>	<u>3/31/2016</u> <u>Balance</u>	<u>Cash</u> <u>Receipts</u>	<u>Cash</u> <u>Disbursements</u>	<u>4/30/2016</u> <u>Balance</u>
<u>DEBT SERVICE</u>				
Cash	1,535,675.19	51,346.63	0.00	1,587,021.82
<u>BENEFITS & INSURANCE</u>				
Cash	750,498.56	449,424.01	(285,155.08)	914,767.49
<u>CS & CD PROGRAMS</u>				
Cash	674,644.75	184,172.47	(166,282.50)	692,534.72
<u>PAYROLL CLEARING</u>				
Cash - Deduction Clearing A/C	12,145.02	1,416,858.45	(1,417,746.12)	11,257.35
Cash - Payroll	443.99	18,727.34	(18,712.37)	458.96
FUND TOTALS	12,589.01	1,435,585.79	(1,436,458.49)	11,716.31
<u>GRAND TOTALS</u>	2,973,407.51	2,120,528.90	(1,887,896.07)	3,206,040.34

Bank Collateral

FIRST LIBERTY NATIONAL BANK

POST OFFICE BOX 10109 LIBERTY, TEXAS 77575 936-336-6471

ASSETS PLEDGED TO SECURE DEPOSITS FOR LIBERTY COUNTY TREASURER

AS OF APRIL 2016

DESCRIPTION	INTEREST RATE	MATURITY	PAR VALUE	MARKET VALUE
FNMA	1.800	10/29/2021	100,000.00	992,019.00
FNMA POOL #07777	5.000	6/1/2031	771,871.00	856,831.00
TOTAL			871,871.00	1,848,850.00

Pledge Security Listing

April 30, 2016

Description	Safekeeping Location	Safekeeping Receipt	Coupon	Maturity Date	Call Date	Moody	S&P	Fitch	FASB115	Face Amount	Current Par	Current Book Value	Market Value	Gain(Loss)
LIBERTY COUNTY TREASURER														
FNMA 685179	FHLB	xxx	5.00	03/01/2018		AAA	AA+	AAA	HTM	500,000	9,058.82	9,058.82	9,296.16	237.34
FHLMC G12454	FHLB	x	5.50	11/01/2021		AAA	AA+	AAA	HTM	4,000,000	132,140.56	132,125.85	142,372.67	10,246.83
FHLMC G12398	FHLB	x	6.00	09/01/2021		AAA	AA+	AAA	HTM	1,000,000	39,816.92	39,816.93	43,292.11	3,475.18
FHLMC E01602	FHLB	x	4.50	03/01/2019		AAA	AA+	AAA	HTM	13,600,000	433,036.78	433,047.99	449,433.45	16,385.46
FNMA 797776	FHLB	x	4.50	03/01/2020		AAA	AA+	AAA	HTM	33,723,844	900,006.44	900,006.68	941,594.95	41,588.27
FNMA 889901	FHLB	x	4.50	09/01/2020		AAA	AA+	AAA	HTM	12,892,835	847,242.60	846,854.33	877,407.16	30,552.83
FHLMC J11542	FHLB	x	4.00	01/01/2025		AAA	AA+	AAA	HTM	11,509,397	1,119,940.17	1,122,687.59	1,195,355.46	72,667.87
FNMA AB2045	FHLB	x	3.50	01/01/2021		AAA	AA+	AAA	HTM	18,735,264	3,837,509.84	3,844,910.82	3,983,076.95	138,166.13
FNMA 890501	FHLB		2.00	11/01/2027		AAA	AA+	AAA	HTM	9,000,000	6,024,965.04	6,107,337.48	6,064,353.25	(42,984.23)
FNMA 890501	FHLB		2.00	11/01/2027		AAA	AA+	AAA	HTM	18,000,000	12,049,930.08	12,216,645.59	12,128,706.50	(87,939.09)
FNMA AL3041	FHLB		2.00	02/01/2028		AAA	AA+	AAA	HTM	2,991,925	2,057,091.60	2,080,792.41	2,070,539.84	(10,252.57)
FHLMC J22739	FHLB		2.50	03/01/2028		AAA	AA+	AAA	HTM	4,310,816	2,903,693.19	2,903,693.19	2,987,210.67	83,517.48
FHLMC G18497	FHLB		3.00	01/01/2029		AAA	AA+	AAA	HTM	8,000,000	5,746,902.80	5,868,661.31	6,010,972.98	142,311.67
FNMA AX7595	FHLB		2.50	01/01/2030		AAA	AA+	AAA	HTM	2,000,000	1,708,850.40	1,755,504.74	1,755,352.49	(152.24)
FNMA AL8048	FHLB		3.00	11/01/2032		AAA	AA+	AAA	HTM	500,000	485,465.79	504,167.73	506,874.84	2,707.10
Total for LIBERTY COUNTY TREASURER										140,764,081	38,295,651.03	38,765,311.46	39,165,839.48	400,528.03

Bond Indebtedness

Liberty County, Texas

Future Debt Service Requirements

As of April 30, 2016

FYE 9/30	<u>Certificates, Series 2007</u>			<u>GO Refunding, Series 2010</u>			<u>GO Refunding, Series 2012</u>			<u>Annual Total</u>
	<u>Principal</u>	<u>Interest</u>	<u>Total</u>	<u>Principal</u>	<u>Interest</u>	<u>Total</u>	<u>Principal</u>	<u>Interest</u>	<u>Total</u>	
2016	885,000	17,700	902,700	220,000	72,800	292,800	160,000	81,952	241,952	1,437,452
2017				225,000	136,800	361,800	1,110,000	161,168	1,271,168	1,632,968
2018				235,000	127,800	362,800	1,125,000	142,187	1,267,187	1,629,987
2019				245,000	118,400	363,400	1,145,000	122,949	1,267,949	1,631,349
2020				255,000	108,600	363,600	1,165,000	103,370	1,268,370	1,631,970
2021				265,000	98,400	363,400	1,190,000	83,448	1,273,448	1,636,848
2022				280,000	87,800	367,800	1,210,000	63,099	1,273,099	1,640,899
2023				290,000	76,600	366,600	1,230,000	42,408	1,272,408	1,639,008
2024				300,000	65,000	365,000	1,250,000	21,373	1,271,373	1,636,373
2025				310,000	53,000	363,000				363,000
2026				325,000	40,600	365,600				365,600
2027				335,000	27,600	362,600				362,600
2028				355,000	14,200	369,200				369,200
Total	885,000	17,700	902,700	3,640,000	1,027,600	4,667,600	9,585,000	821,954	10,406,954	15,977,254

Section 2 – Investments

INVESTMENTS

Liberty County accepted bids for a new four-year depository contract in May, 2015. Commissioners Court voted to accept the following bidder as depository:

Prosperity Bank

Liberty County funds are currently invested in the following:

Interest-Bearing Accounts

Interest-bearing checking and money market accounts are held at Prosperity Bank. Under the terms of the four-year contract with Prosperity Bank beginning June 1, 2015, interest will be paid as follows:

NOW Account (Checking with Interest)

Prosperity Bank's posted NOW Account rate, as it changes, plus .10% with a floor of .35%

Money Market Account


Prosperity Bank's posted Prosperpect MMA rate, as it changes, with a floor of .40%

Total interest earned on bank accounts for the month of April, 2016 was \$10,394.82.

This report is made in accordance with provisions of Government Code 2256 (Section 2256.023), the Public Funds Investment Act. The investments held in the Liberty County portfolio comply with the Public Funds Investment Act and the Liberty County Investment Policy.

Submitted to Commissioners Court of Liberty County on June 14, 2016.

Prepared and Submitted by:



Kim Harris, Liberty County Investment Officer

Section 3 – Benefits & Insurance

**LIBERTY COUNTY BENEFITS AND INSURANCE
FINANCIAL REPORT
FOR THE CALENDAR YEAR ENDED DECEMBER 31, 2016
PREPARED AND SUBMITTED BY KIM HARRIS, TREASURER**

	<u>Payroll Contrib.</u>	<u>Interest Earned</u>	<u>Retiree/ COBRA</u>	<u>Other</u>	<u>Explanation for Other</u>	<u>Contract CareATC</u>	<u>Claims CIGNA</u>	<u>Admin./Prem. CIGNA/Benistar</u>	<u>Premium Life Ins.</u>	<u>WageWorks Fee</u>	<u>Net Change per Month</u>	<u>Account Balance</u>
Beg. Bal.												965,013.77
January	427,539.85	346.30	15,362.81	(19,580.00)	ObamaCare Fee	(20,413.26)	(214,122.74)	(70,399.06)	(2,640.85)	(302.50)	115,790.55	1,080,804.32
February	427,539.99	271.55	5,456.24	(5,772.00)	FSA Admin Fee	(21,583.26)	(484,352.70)	(85,051.14)	(5,983.52)	(302.50)	(169,777.34)	911,026.98
March	431,231.36	290.26	5,017.56			(25,884.73)	(436,399.13)	(131,512.66)	(2,968.58)	(302.50)	(160,528.42)	750,498.56
April	437,598.19	276.23	4,574.72	(74.43)		(20,998.26)	(224,659.56)	(32,145.46)	0.00	(302.50)	164,268.93	914,767.49
May											0.00	914,767.49
June											0.00	914,767.49
July											0.00	914,767.49
August											0.00	914,767.49
September											0.00	914,767.49
October											0.00	914,767.49
November											0.00	914,767.49
December											0.00	914,767.49
Total	<u>1,723,909.39</u>	<u>1,184.34</u>	<u>30,411.33</u>	<u>(25,426.43)</u>		<u>(88,879.51)</u>	<u>(1,359,534.13)</u>	<u>(319,108.32)</u>	<u>(11,592.95)</u>	<u>(1,210.00)</u>	<u>(50,246.28)</u>	<u>914,767.49</u>
	<u>430,977.35</u>				Avg. P/R Contrib/Month		<u>(339,883.53)</u>					

Additional contributions received from General Fund:

Comm. Court, June 29, 2010, Agenda #7	1,000,000.00
Comm. Court, Jan. 11, 2011, Agenda #14	500,000.00
Comm. Court, July 26, 2011, Agenda #25	500,000.00
Comm. Court, Dec. 20, 2011, Agenda #15	500,000.00
Comm. Court, April 24, 2012, Agenda #30	500,000.00
Comm. Court, Nov. 27, 2012, Agenda #19	128,000.00
Comm. Court, Feb. 12, 2013, Agenda #30	500,000.00
	<u>3,628,000.00</u>

Section 4 – Receipt Register

RECEIPT REGISTER
 RECEIPT DATES FROM 04/01/2016 TO 04/30/2016

RECEIPT NUMBER	DATE	STATUS	CASH/	CHECK/	MONEYORDER/	EFT/	OTHER/	/	RECEIPT AMOUNT
40210	04/01/2016	PX BOND SUPERVISION	721.00	10.00					731.00
40211	04/01/2016	PX JUDGE RALPH FULLER		6,717.50					6,717.50
40212	04/01/2016	PX JUDGE WADE BROWN		4,239.70					4,239.70
40213	04/01/2016	PX COUNTY ATTORNEY		5,900.00					5,900.00
40214	04/01/2016	PX COUNTY ATTORNEY		342.32					342.32
40215	04/01/2016	PX JUDGE LARRY WILBURN		4,245.40					4,245.40
40216	04/01/2016	PX JUDGE HEBERT		3,439.47					3,439.47
40217	04/01/2016	PX OFFICE DEPOT		318.31					318.31
40218	04/01/2016	PX COUNTY CLERK		2,612.10					2,612.10
40219	04/01/2016	PX COUNTY CLERK		1,836.00					1,836.00
40220	04/01/2016	PX ENGINEERING	3,650.00	6,612.00					10,262.00
40221	04/01/2016	PX ENGINEERING	600.00	268.00					868.00
40222	04/04/2016	PX PROSPERITY BANK				10,389.12			10,389.12
40223	04/04/2016	PX DISTRICT CLERK		2,653.00					2,653.00
40224	04/04/2016	PX DISTRICT ATTORNEY	500.00						500.00
40225	04/04/2016	PX DISTRICT ATTORNEY			275.00				275.00
40226	04/04/2016	PX JUDGE CODY PARRISH	462.00	604.10					1,066.10
40227	04/04/2016	PX CHAMBERS CO. SUPERVISION & CORREC		20.17					20.17
40228	04/04/2016	PX CHAMBERS CO. SUPERVISION & CORREC		70,599.00					70,599.00

RECEIPT REGISTER
 RECEIPT DATES FROM 04/01/2016 TO 04/30/2016

RECEIPT NUMBER	DATE	STATUS	CASH/	CHECK/	MONEYORDER/	EFT/	OTHER/	/	RECEIPT AMOUNT
40229	04/04/2016	PX COMMISSIONER MCCARTY	654.00	105.00					759.00
40230	04/04/2016	PX CHAMBERS CO. SUPERVISION & CORREC		321.00					321.00
40231	04/04/2016	PX HOUSING AUTHORITY		5,292.27					5,292.27
40232	04/04/2016	PX COUNTY CLERK		1,109.00					1,109.00
40233	04/04/2016	PX COUNTY CLERK		3,179.75					3,179.75
40234	04/04/2016	PX COUNTY CLERK		1,803.05					1,803.05
40235	04/04/2016	PX COUNTY CLERK		2,339.00					2,339.00
40236	04/04/2016	PX COUNTY CLERK		122.00					122.00
40237	04/04/2016	PX COUNTY CLERK		1,736.00					1,736.00
40238	04/04/2016	PX JUDGE LARRY WILBURN		5,626.96					5,626.96
40239	04/04/2016	PX JUDGE RALPH FULLER		1,873.60					1,873.60
40240	04/04/2016	PX JUDGE LARRY WILBURN		4,508.50					4,508.50
40241	04/05/2016	PX COUNTY CLERK	646.00						646.00
40242	04/05/2016	PX COMMISSIONER GREG ARTHUR	2,338.75	779.25					3,118.00
40243	04/05/2016	PX DISTRICT ATTORNEY	15,885.00						15,885.00
40244	04/05/2016	PX COUNTY CLERK		12,236.21					12,236.21
40245	04/05/2016	PX DISTRICT ATTORNEY		100.00					100.00
40246	04/05/2016	PX JUDGE DAVIS	1,044.10	2,317.10					3,361.20
40247	04/06/2016	PX DISTRICT CLERK		4,760.80					4,760.80

RECEIPT REGISTER
 RECEIPT DATES FROM 04/01/2016 TO 04/30/2016

RECEIPT NUMBER	DATE	STATUS	CASH/	CHECK/	MONEYORDER/	EFT/	OTHER/	/	RECEIPT AMOUNT
40248	04/06/2016	PX DISTRICT CLERK		1,337.00					1,337.00
40249	04/06/2016	PX COMMISSIONER MCCARTY		54.62					54.62
40250	04/06/2016	PX CONSTABLE PCT. 1		725.93					725.93
40251	04/06/2016	PX STATE COMPTROLLER-DIRECT DEPOSIT				2,478.30			2,478.30
40252	04/06/2016	PX OLD RIVER DRAINAGE DIST #1				10,002.13			10,002.13
40253	04/06/2016	PX COUNTY CLERK		1,387.10					1,387.10
40254	04/06/2016	PX COUNTY CLERK		5,921.00					5,921.00
40255	04/06/2016	PX COUNTY CLERK		4.90					4.90
40256	04/06/2016	PX COUNTY CLERK		2,128.00					2,128.00
40257	04/06/2016	PX COUNTY CLERK		2,196.00					2,196.00
40258	04/06/2016	PX BOND SUPERVISION	490.00						490.00
40259	04/06/2016	PX CONSTABLE JOSLIN		75.00					75.00
40260	04/07/2016	PX COUNTY ATTORNEY	260.00						260.00
40261	04/07/2016	PX SHERIFF'S DEPARTMENT		720.00					720.00
40262	04/07/2016	PX COUNTY ATTORNEY	60.00						60.00
40263	04/07/2016	PX COMMISSIONER MCCARTY		208.00					208.00
40264	04/07/2016	PX SHERIFF'S DEPARTMENT		3,211.50					3,211.50
40265	04/07/2016	PX COBRA OIL AND GASS CORP - REVENUE		33.23					33.23
40266	04/07/2016	PX RETIREE		1,273.96					1,273.96

RECEIPT REGISTER
 RECEIPT DATES FROM 04/01/2016 TO 04/30/2016

RECEIPT NUMBER	DATE	STATUS	CASH/	CHECK/	MONEYORDER/	EFT/	OTHER/	/	RECEIPT AMOUNT
40267	04/07/2016	PX CONSTABLE ROBBY THORNTON		150.00					150.00
40268	04/08/2016	PX DISTRICT CLERK		1,162.70					1,162.70
40269	04/08/2016	PX DISTRICT CLERK		883.00					883.00
40270	04/08/2016	PX DISTRICT CLERK		5,205.60					5,205.60
40271	04/08/2016	PX JUDGE LARRY WILBURN		4,359.80					4,359.80
40272	04/08/2016	PX JUDGE WADE BROWN		3,229.20					3,229.20
40273	04/08/2016	PX LOVES TRAVEL STOPS		85,000.00					85,000.00
40274	04/08/2016	PX JUDGE HEBERT		3,898.70					3,898.70
40275	04/08/2016	PX COUNTY ATTORNEY		1.60					1.60
40276	04/08/2016	PX ENGINEERING	7,100.00	10,375.00					17,475.00
40277	04/08/2016	PX TAX COLLECTOR		814,136.18					814,136.18
40278	04/08/2016	PX TAX COLLECTOR		50,830.35					50,830.35
40279	04/11/2016	PX JUDGE CODY PARRISH	1,314.00	3,277.10					4,591.10
40280	04/11/2016	PX JUDGE DAVIS	100.00	1,079.50					1,179.50
40281	04/11/2016	PX STATE COMPTROLLER		195,722.10					195,722.10
40282	04/11/2016	PX COUNTY CLERK		747.00					747.00
40283	04/11/2016	PX COUNTY CLERK		1,905.25					1,905.25
40284	04/11/2016	PX ADULT PROBATION		52,899.94					52,899.94
40285	04/11/2016	PX ADULT PROBATION		1,919.00					1,919.00

RECEIPT REGISTER
 RECEIPT DATES FROM 04/01/2016 TO 04/30/2016

RECEIPT NUMBER	DATE	STATUS	CASH/	CHECK/	MONEYORDER/	EFT/	OTHER/	/	RECEIPT AMOUNT
40286	04/11/2016	PX DISTRICT CLERK		6,035.80					6,035.80
40287	04/11/2016	PX COUNTY CLERK		3,428.00					3,428.00
40288	04/11/2016	PX COUNTY CLERK		6,289.25					6,289.25
40289	04/11/2016	PX DISTRICT CLERK	258.00						258.00
40290	04/11/2016	PX DISTRICT CLERK	216.00						216.00
40291	04/11/2016	PX DISTRICT CLERK	162.00						162.00
40292	04/11/2016	PX COUNTY AUDITOR		122.00					122.00
40293	04/11/2016	PX COUNTY CLERK		680.00					680.00
40294	04/11/2016	PX COUNTY CLERK		2,748.00					2,748.00
40295	04/12/2016	PX DISTRICT CLERK		2,130.32					2,130.32
40296	04/12/2016	PX COUNTY ATTORNEY		420.00					420.00
40297	04/12/2016	PX COUNTY ATTORNEY		394.61					394.61
40298	04/12/2016	PX COUNTY ATTORNEY		684.00					684.00
40299	04/12/2016	PX CONSTABLE ROBBY THORNTON	75.00						75.00
40300	04/12/2016	PX SHERIFF'S DEPARTMENT		1,445.64					1,445.64
40301	04/12/2016	PX SHERIFF'S DEPARTMENT		1,298.35					1,298.35
40302	04/12/2016	PX SHERIFF'S DEPARTMENT		1,920.85					1,920.85
40303	04/12/2016	PX SHERIFF'S DEPARTMENT		611.00					611.00
40304	04/12/2016	PX SHERIFF'S DEPARTMENT		282.50					282.50

RECEIPT REGISTER
 RECEIPT DATES FROM 04/01/2016 TO 04/30/2016

RECEIPT NUMBER	DATE	STATUS	CASH/	CHECK/	MONEYORDER/	EFT/	OTHER/	/	RECEIPT AMOUNT
40305	04/12/2016	PX COUNTY CLERK		5,768.30					5,768.30
40306	04/12/2016	PX COUNTY CLERK		1,939.25					1,939.25
40307	04/12/2016	PX SHERIFF'S DEPARTMENT		120.00					120.00
40308	04/13/2016	PX COMMISSIONER WILSON		1,700.00					1,700.00
40309	04/13/2016	PX DISTRICT ATTORNEY		113.70					113.70
40310	04/13/2016	PX GENERAL FUNDS		416,520.81					416,520.81
40311	04/13/2016	PX GENERAL FUNDS		145,088.88					145,088.88
40312	04/13/2016	PX GENERAL FUNDS		218,811.21					218,811.21
40313	04/13/2016	PX GENERAL FUNDS		5,358.34					5,358.34
40314	04/13/2016	PX GENERAL FUNDS		3,912.01					3,912.01
40315	04/13/2016	PX GENERAL FUNDS		250.00					250.00
40316	04/13/2016	PX COMMISSIONER GREG ARTHUR	1,772.00	2,675.00					4,447.00
40317	04/13/2016	PX DISTRICT CLERK		4,421.02					4,421.02
40318	04/13/2016	PX STATE COMPTROLLER-DIRECT DEPOSIT				252,543.04			252,543.04
40319	04/13/2016	PX TAX COLLECTOR				2,166.75			2,166.75
40320	04/13/2016	PX STATE COMPTROLLER-DIRECT DEPOSIT				42,114.55			42,114.55
40321	04/13/2016	PX SSA TREASURER - DIRECT DEPOSIT				1,200.00			1,200.00
40322	04/13/2016	PX DISTRICT ATTORNEY		75.00					75.00
40323	04/13/2016	PX JUDGE LARRY WILBURN		6,074.78					6,074.78

RECEIPT REGISTER
 RECEIPT DATES FROM 04/01/2016 TO 04/30/2016

RECEIPT NUMBER	DATE	STATUS	CASH/	CHECK/	MONEYORDER/	EFT/	OTHER/	/	RECEIPT AMOUNT
40324	04/13/2016	PX JUDGE RALPH FULLER		4,267.10					4,267.10
40325	04/13/2016	PX ENGINEERING	6,150.00	5,232.00					11,382.00
40326	04/14/2016	PX DISTRICT CLERK		3,555.10					3,555.10
40327	04/14/2016	PX SHERIFF'S DEPARTMENT			520.00				520.00
40328	04/14/2016	PX SHERIFF'S DEPARTMENT		345.00					345.00
40329	04/14/2016	PX STATE COMPTROLLER-DIRECT DEPOSIT				1,372,921.14			1,372,921.14
40330	04/14/2016	PX STATE COMPTROLLER-DIRECT DEPOSIT				42,419.00			42,419.00
40331	04/14/2016	PX SHERIFF'S DEPARTMENT		4,858.50					4,858.50
40332	04/14/2016	PX STATE COMPTROLLER-DIRECT DEPOSIT				59.00			59.00
40333	04/14/2016	PX JUDGE CODY PARRISH	716.10	3,969.10					4,685.20
40334	04/14/2016	PX LOWE'S COMMERCIAL SERVICES REMITT		34.45					34.45
40335	04/15/2016	PX BOND SUPERVISION	290.00						290.00
40336	04/15/2016	PX JUDGE HEBERT		3,285.20					3,285.20
40337	04/15/2016	PX COUNTY ATTORNEY		400.00					400.00
40338	04/15/2016	PX ENGINEERING	1,600.00	2,450.00					4,050.00
40339	04/19/2016	PX JUDGE LARRY WILBURN		4,099.93					4,099.93
40340	04/19/2016	PX JUDGE LARRY WILBURN		4,665.80					4,665.80
40341	04/19/2016	PX SHERIFF'S DEPARTMENT		241.02					241.02
40342	04/19/2016	PX DISTRICT CLERK		2,356.67					2,356.67

RECEIPT REGISTER
 RECEIPT DATES FROM 04/01/2016 TO 04/30/2016

RECEIPT NUMBER	DATE	STATUS	CASH/	CHECK/	MONEYORDER/	EFT/	OTHER/	/	RECEIPT AMOUNT
40343	04/19/2016	PX DISTRICT CLERK		3,836.50					3,836.50
40344	04/19/2016	PX COUNTY CLERK		768.00					768.00
40345	04/19/2016	PX COUNTY CLERK		4,595.00					4,595.00
40346	04/19/2016	PX COUNTY CLERK		1,236.00					1,236.00
40347	04/19/2016	PX COUNTY CLERK		1,410.00					1,410.00
40348	04/19/2016	PX JUDGE LARRY WILBURN		7,603.30					7,603.30
40349	04/19/2016	PX JUDGE LARRY WILBURN		2,556.60					2,556.60
40350	04/19/2016	PX COUNTY CLERK		2,092.10					2,092.10
40351	04/19/2016	PX COUNTY CLERK		3,108.25					3,108.25
40352	04/19/2016	PX COUNTY CLERK		2,172.37					2,172.37
40353	04/19/2016	PX COUNTY CLERK		2,037.00					2,037.00
40354	04/19/2016	PX JUDGE WADE BROWN		2,880.00					2,880.00
40355	04/19/2016	PX JUDGE RALPH FULLER		4,028.10					4,028.10
40356	04/19/2016	PX PHILLIPS 66 COMPANY		7,500.00					7,500.00
40357	04/21/2016	PX RETIREE		1,141.31					1,141.31
40358	04/21/2016	PX RETIREE	24.16						24.16
40359	04/21/2016	PX JUDGE CODY PARRISH	1,693.63	1,656.10					3,349.73
40360	04/21/2016	PX SHERIFF'S DEPARTMENT		1,950.00					1,950.00
40361	04/21/2016	PX TAX COLLECTOR		23,762.64					23,762.64

RECEIPT REGISTER
 RECEIPT DATES FROM 04/01/2016 TO 04/30/2016

RECEIPT NUMBER	DATE	STATUS	CASH/	CHECK/	MONEYORDER/	EFT/	OTHER/	/	RECEIPT AMOUNT
40362	04/21/2016	PX SHERIFF'S DEPARTMENT		315.00					315.00
40363	04/21/2016	PX SHERIFF'S DEPARTMENT		60.00					60.00
40364	04/21/2016	PX TAX COLLECTOR		61,600.00					61,600.00
40365	04/21/2016	PX CONSTABLE DESPAIN		6,666.00					6,666.00
40366	04/21/2016	PX SHERIFF'S DEPARTMENT		495.00					495.00
40367	04/21/2016	PX COUNTY ATTORNEY	60.00						60.00
40368	04/21/2016	PX COUNTY ATTORNEY	60.00						60.00
40369	04/21/2016	PX COUNTY ATTORNEY	250.00						250.00
40370	04/22/2016	PX DISTRICT CLERK		2,022.70					2,022.70
40371	04/22/2016	PX DISTRICT CLERK		3,424.80					3,424.80
40372	04/22/2016	PX BOND SUPERVISION	510.00						510.00
40373	04/22/2016	PX JUDGE LARRY WILBURN		2,336.00					2,336.00
40374	04/22/2016	PX COUNTY CLERK		1,528.00					1,528.00
40375	04/22/2016	PX COUNTY CLERK		2,108.00					2,108.00
40376	04/22/2016	PX COUNTY CLERK		433.00					433.00
40377	04/22/2016	PX COUNTY CLERK		9,405.00					9,405.00
40378	04/22/2016	PX COUNTY CLERK		292.00					292.00
40379	04/22/2016	PX COUNTY CLERK		1,155.00					1,155.00
40380	04/22/2016	PX COUNTY CLERK		2,821.00					2,821.00

RECEIPT REGISTER
 RECEIPT DATES FROM 04/01/2016 TO 04/30/2016

RECEIPT NUMBER	DATE	STATUS	CASH/	CHECK/	MONEYORDER/	EFT/	OTHER/	/	RECEIPT AMOUNT
40381	04/22/2016	PX JUDGE HEBERT		3,265.33					3,265.33
40382	04/22/2016	PX STATE COMPTROLLER-DIRECT DEPOSIT				15,345.49			15,345.49
40383	04/22/2016	PX TREAS 310				1,513.22			1,513.22
40384	04/22/2016	PX STATE COMPTROLLER-DIRECT DEPOSIT				379.26			379.26
40385	04/22/2016	PX STATE COMPTROLLER-DIRECT DEPOSIT				8,347.50			8,347.50
40386	04/22/2016	PX STATE COMPTROLLER-DIRECT DEPOSIT				17,078.21			17,078.21
40387	04/22/2016	PX STATE COMPTROLLER-DIRECT DEPOSIT				22,499.35			22,499.35
40388	04/22/2016	PX STATE COMPTROLLER-DIRECT DEPOSIT				11,421.10			11,421.10
40389	04/22/2016	PX ENGINEERING	3,300.00	6,005.00					9,305.00
40390	04/22/2016	PX TAX COLLECTOR	549.91						549.91
40391	04/25/2016	PX DISTRICT ATTORNEY		1,646.55					1,646.55
40392	04/26/2016	PX DISTRICT ATTORNEY	500.00						500.00
40393	04/26/2016	PX COMMISSIONER GREG ARTHUR	2,186.50	703.90					2,890.40
40394	04/26/2016	PX COMMISSIONER GREG ARTHUR	2,083.75						2,083.75
40395	04/26/2016	PX COMMISSIONER LOWERY	425.00						425.00
40396	04/26/2016	PX DISTRICT CLERK		1,841.00					1,841.00
40397	04/26/2016	PX DISTRICT CLERK		803.00					803.00
40398	04/26/2016	PX DISTRICT CLERK		5,952.54					5,952.54
40399	04/26/2016	PX SHERIFF'S DEPARTMENT		1,699.00					1,699.00

RECEIPT REGISTER
 RECEIPT DATES FROM 04/01/2016 TO 04/30/2016

RECEIPT NUMBER	DATE	STATUS	CASH/	CHECK/	MONEYORDER/	EFT/	OTHER/	/	RECEIPT AMOUNT
40400	04/26/2016	PX SHERIFF'S DEPARTMENT		465.00					465.00
40401	04/26/2016	PX SHERIFF'S DEPARTMENT		255.14					255.14
40402	04/26/2016	PX SHERIFF'S DEPARTMENT		374.80					374.80
40403	04/26/2016	PX SHERIFF'S DEPARTMENT		105.00					105.00
40404	04/26/2016	PX JUDGE CODY PARRISH	426.40	3,309.50					3,735.90
40405	04/26/2016	PX GENERAL FUNDS		417,765.14					417,765.14
40406	04/26/2016	PX GENERAL FUNDS		144,808.76					144,808.76
40407	04/26/2016	PX GENERAL FUNDS		218,786.98					218,786.98
40408	04/26/2016	PX GENERAL FUNDS		5,275.01					5,275.01
40409	04/26/2016	PX GENERAL FUNDS		3,667.01					3,667.01
40410	04/26/2016	PX GENERAL FUNDS		250.00					250.00
40411	04/26/2016	PX GENERAL FUNDS		6,974.87					6,974.87
40412	04/26/2016	PX GENERAL FUNDS		292,614.19					292,614.19
40413	04/26/2016	PX CONSTABLE PCT. 2		75.00					75.00
40414	04/26/2016	PX SHERIFF'S DEPARTMENT		195.00					195.00
40415	04/26/2016	PX JUDGE LARRY WILBURN		8,168.28					8,168.28
40416	04/26/2016	PX STATE COMPTROLLER-DIRECT DEPOSIT				472,139.90			472,139.90
40417	04/27/2016	PX COUNTY ATTORNEY	60.00						60.00
40418	04/27/2016	PX JUDGE DAVIS	340.50	906.10					1,246.60

RECEIPT REGISTER
 RECEIPT DATES FROM 04/01/2016 TO 04/30/2016

RECEIPT NUMBER	DATE	STATUS	CASH/	CHECK/	MONEYORDER/	EFT/	OTHER/	/	RECEIPT AMOUNT
40419	04/27/2016	PX COUNTY ATTORNEY	3,934.00						3,934.00
40420	04/27/2016	PX FELONY RESTITUTION ACCOUNT		25.66					25.66
40421	04/27/2016	PX CHAMBERS CO. SUPERVISION & CORREC		60,422.56					60,422.56
40422	04/27/2016	PX CHAMBERS CO. SUPERVISION & CORREC		261.00					261.00
40423	04/27/2016	PX JUDGE WADE BROWN		3,378.80					3,378.80
40424	04/27/2016	PX JUDGE RALPH FULLER		5,883.10					5,883.10
40425	04/27/2016	PX JUDGE LARRY WILBURN		2,580.15					2,580.15
40426	04/27/2016	PX COUNTY CLERK		234.00					234.00
40427	04/27/2016	PX COUNTY CLERK		6,379.00					6,379.00
40428	04/27/2016	PX SHERIFF'S DEPARTMENT	346,800.00						346,800.00
40429	04/28/2016	PX UNIVERSITY OF TEXAS MEDICAL BRANC				2,500.00			2,500.00
40430	04/28/2016	PX STATE COMPTRROLLER-DIRECT DEPOSIT		12,119.90					12,119.90
40431	04/28/2016	PX SHERIFF'S DEPARTMENT		600.00					600.00
40432	04/28/2016	PX DISTRICT ATTORNEY	20.00						20.00
40433	04/29/2016	PX RETIREE	616.28						616.28
40434	04/29/2016	PX RETIREE		602.52					602.52
40435	04/29/2016	PX BOND SUPERVISION	270.00	80.00					350.00
40436	04/29/2016	PX RETIREE		499.89					499.89
40437	04/29/2016	PX GEORGE BURRELL		16.80					16.80

RECEIPT REGISTER
RECEIPT DATES FROM 04/01/2016 TO 04/30/2016

RECEIPT NUMBER	DATE	STATUS	CASH/	CHECK/	MONEYORDER/	EFT/	OTHER/	/	RECEIPT AMOUNT
40438	04/29/2016	PX RETIREE			399.80				399.80
40439	04/29/2016	PX TREAS 310				2,200.00			2,200.00
40440	04/29/2016	PX ENGINEERING	6,000.00	7,050.00					13,050.00

CASH/	CHECK/	MONEYORDER/	EFT/	OTHER/	/	RECEIPT TOTAL
417,174.08	3,690,803.56	1,194.80	2,289,717.06			6,398,889.50

TOTAL VOIDED RECEIPTS 0.00

STATUS CODE LEGEND
P = POSTED R = RECEIVABLE
V = VOID O = OUTSTANDING
X = MIXTURE OF R&O

FOR PAY PERIOD ENDING 05/25/2016

DEPT NUMBER	EMP#	EMPLOYEE NAME	--- SICK LEAVE ---		---- VACATION ----		----- COMP TIME -----		----- HOLIDAY -----		----- TOTALS -----	
			AVAIL	VALUE	AVAIL	VALUE	AVAIL	VALUE	AVAIL	VALUE	AVAIL	VALUE
010 400	01285	DORION T BURCH	10.36	199.22	26.72	513.83	.00	.00	.00	.00	37.08	713.05
010 400	00018	EVELYN D HARTFIELD	480.00	10152.00	120.00	2538.00	.00	.00	.00	.00	600.00	12690.00
010 400	00293	AMY R HEBERT	127.01	1723.53	.05	.68	.00	.00	.00	.00	127.06	1724.21
010 400	01233	JAY H KNIGHT	.00	.00	.00	.00	.00	.00	.00	.00	.00	.00
010 400	00374	JENNY N MINTER	86.10	1343.16	64.08	999.65	.00	.00	.00	.00	150.18	2342.81
010 400	00094	DEALAH F TAYLOR	149.93	3091.56	41.76	861.09	.00	.00	.00	.00	191.69	3952.65
DEPARTMENT TOTALS			853.40	16509.47	252.61	4913.25	.00	.00	.00	.00	1106.01	21422.72
010 401	00232	GREGORY F ARTHUR	.00	.00	.00	.00	.00	.00	.00	.00	.00	.00
010 401	01056	EDDIE C LOWERY	.00	.00	.00	.00	.00	.00	.00	.00	.00	.00
010 401	01059	MICHAEL C MCCARTY	.00	.00	.00	.00	.00	.00	.00	.00	.00	.00
010 401	01131	LEON A WILSON	.00	.00	.00	.00	.00	.00	.00	.00	.00	.00
DEPARTMENT TOTALS			.00	.00	.00	.00	.00	.00	.00	.00	.00	.00
010 403	00939	THOMAS M ALEXANDER	.00	.00	.00	.00	.00	.00	.00	.00	.00	.00
010 403	00828	LUCERO CASTRO	59.86	793.74	92.65	1228.54	.00	.00	.00	.00	152.51	2022.28
010 403	00061	MARY J CESSNA	409.54	6556.74	63.00	1008.63	.75	12.01	.00	.00	473.29	7577.38
010 403	00244	CONNIE M CHAPMAN	416.74	5742.68	95.71	1318.88	.00	.00	.00	.00	512.45	7061.56
010 403	00997	SHELBEIGH A CHESSON	7.12	92.56	16.87	219.31	3.00	39.00	.00	.00	26.99	350.87
010 403	01262	KAYLA M COLLINS	8.45	109.85	36.73	477.49	.50	6.50	.00	.00	45.68	593.84
010 403	00177	HOPE L CROSS	479.99	10108.59	81.62	1718.92	2.50	52.65	.00	.00	564.11	11880.16
010 403	01145	ADRIAN D DRIVER	86.46	1123.98	45.75	594.75	.25	3.25	.00	.00	132.46	1721.98
010 403	00668	LAURIE A GIBSON	56.14	744.42	78.55	1041.57	.75	9.95	.00	.00	135.44	1795.94
010 403	01140	KORIANN N HOLMES	.00	.00	.00	.00	.00	.00	.00	.00	.00	.00
010 403	01276	CASSAUNDR A L LEOPARD	36.02	432.96	20.04	240.88	8.50	102.17	.00	.00	64.56	776.01
010 403	01273	CLARIBET O MACIAS	45.70	594.10	33.40	434.20	.25	3.25	.00	.00	79.35	1031.55
010 403	01080	SHONDA L RILEY	63.88	847.05	60.17	797.85	2.08	27.58	.00	.00	126.13	1672.48
010 403	00092	DOYELLE J TURNER	70.96	977.83	41.47	571.46	3.25	44.79	.00	.00	115.68	1594.08
010 403	00845	PAULETTE WILLIAMS	.00	.00	.00	.00	.00	.00	.00	.00	.00	.00
DEPARTMENT TOTALS			1740.86	28124.50	665.96	9652.48	21.83	301.15	.00	.00	2428.65	38078.13
010 405	01281	ARTHUR C GUILLORY	14.03	183.09	30.06	392.28	.00	.00	.00	.00	44.09	575.37
010 405	00028	ROLONDRIA T WEBB	424.64	8076.65	59.08	1123.70	.00	.00	.00	.00	483.72	9200.35
DEPARTMENT TOTALS			438.67	8259.74	89.14	1515.98	.00	.00	.00	.00	527.81	9775.72
010 426	00065	THOMAS A CHAMBERS	.00	.00	.00	.00	.00	.00	.00	.00	.00	.00
010 426	00357	ROBERT H HARPER	399.69	9456.67	120.00	2839.20	.00	.00	.00	.00	519.69	12295.87
010 426	00855	JAMIE M HUDSPETH	117.02	4948.78	102.92	4352.49	.00	.00	.00	.00	219.94	9301.27
010 426	00603	TIFFANY N SLANKARD	45.73	1084.26	41.43	982.31	.00	.00	.00	.00	87.16	2066.57
DEPARTMENT TOTALS			562.44	15489.71	264.35	8174.00	.00	.00	.00	.00	826.79	23663.71
010 435	01069	SARAH C BISHOP	14.47	252.07	17.26	300.67	21.00	365.82	.00	.00	52.73	918.56

Section 5 – Leave Liability Report

FOR PAY PERIOD ENDING 05/25/2016

DEPT NUMBER	EMP#	EMPLOYEE NAME	--- SICK LEAVE ---		--- VACATION ---		--- COMP TIME ---		--- HOLIDAY ---		--- TOTALS ---	
			AVAIL	VALUE	AVAIL	VALUE	AVAIL	VALUE	AVAIL	VALUE	AVAIL	VALUE
010 435	00069	JOHN W DAVIS III	356.01	5258.27	80.00	1181.60	.00	.00	.00	.00	436.01	6439.87
010 435	00846	MARK A MOREFIELD	.00	.00	.00	.00	.00	.00	.00	.00	.00	.00
010 435	00240	CLIFTON V SMITH	448.05	18948.03	116.39	4922.13	.00	.00	.00	.00	564.44	23870.16
010 435	00841	PEGGY S THRASHER	292.35	6931.62	117.34	2782.13	230.00	5453.30	.00	.00	639.69	15167.05
DEPARTMENT TOTALS			1110.88	31389.99	330.99	9186.53	251.00	5819.12	.00	.00	1692.87	46395.64
010 440	00335	ANNETTE D BALDWIN	159.96	2786.50	120.00	2090.40	.00	.00	.00	.00	279.96	4876.90
010 440	00194	CHAP B CAIN	.00	.00	.00	.00	.00	.00	.00	.00	.00	.00
010 440	00052	CHADWICK O ELMORE	133.30	1719.57	100.00	1290.00	.00	.00	.00	.00	233.30	3009.57
010 440	00305	JO A LEGER	480.00	16473.60	120.00	4118.40	.00	.00	.00	.00	600.00	20592.00
010 440	00899	LINDA R LEONARD	109.18	2004.54	120.00	2203.20	.00	.00	.00	.00	229.18	4207.74
DEPARTMENT TOTALS			882.44	22984.21	460.00	9702.00	.00	.00	.00	.00	1342.44	32686.21
010 450	01314	DANA AMBROSE	.00	.00	.00	.00	.00	.00	.00	.00	.00	.00
010 450	01172	MELISSA D BALLINGER	127.57	1571.66	84.11	1036.24	8.25	101.64	.00	.00	219.93	2709.54
010 450	00185	DONNA G BROWN	.00	.00	.00	.00	.00	.00	.00	.00	.00	.00
010 450	00629	SHERI L CASKEY	169.88	2244.11	114.06	1506.73	80.00	1056.80	.00	.00	363.94	4807.64
010 450	01175	KARLA GALVAN	47.40	583.02	93.44	1149.31	13.00	159.90	.00	.00	153.84	1892.23
010 450	00723	ANITA B GLOVER	82.59	1116.62	101.36	1370.39	95.25	1287.78	.00	.00	279.20	3774.79
010 450	01291	DESTINY B HENRY	25.35	311.81	16.70	205.41	.00	.00	.00	.00	42.05	517.22
010 450	00115	FRANCES G KESTER	337.67	6284.04	110.00	2047.10	88.50	1646.99	.00	.00	536.17	9978.13
010 450	00031	REBECCA L LEOPARD	476.48	10044.20	93.50	1970.98	141.75	2988.09	.00	.00	711.73	15003.27
010 450	00711	TANIA J MCGRATH	250.91	3091.21	90.78	1118.41	68.50	843.92	.00	.00	410.19	5053.54
010 450	00851	REBECCA L ROSS	48.18	612.85	40.75	518.34	7.25	92.22	.00	.00	96.18	1223.41
010 450	00375	KATIE A THORNTON	7.52	99.34	29.56	390.49	11.00	145.31	.00	.00	48.08	635.14
010 450	00260	DOLORES G WILEY	292.27	4319.75	67.06	991.15	36.50	539.47	.00	.00	395.83	5850.37
DEPARTMENT TOTALS			1865.82	30278.61	841.32	12304.55	550.00	8862.12	.00	.00	3257.14	51445.28
010 455	00157	DARLA J DIAZ	433.56	6793.89	120.00	1880.40	.00	.00	.00	.00	553.56	8674.29
010 455	01053	STEPHEN E HEBERT	.00	.00	.00	.00	.00	.00	.00	.00	.00	.00
010 455	00704	HEATHER M MULLINS	.00	.00	.00	.00	.00	.00	.00	.00	.00	.00
DEPARTMENT TOTALS			433.56	6793.89	120.00	1880.40	.00	.00	.00	.00	553.56	8674.29
010 456	00129	RONNIE E DAVIS	.00	.00	.00	.00	.00	.00	.00	.00	.00	.00
010 456	00266	DEBRA A FANEROS	480.00	7521.60	34.00	532.78	.00	.00	.00	.00	514.00	8054.38
DEPARTMENT TOTALS			480.00	7521.60	34.00	532.78	.00	.00	.00	.00	514.00	8054.38
010 457	01249	JESSICA M HARWELL	.00	.00	.00	.00	.00	.00	.00	.00	.00	.00
010 457	00634	JENNIFER R HAZLETT	328.47	5147.12	107.38	1682.64	.00	.00	.00	.00	435.85	6829.76

FOR PAY PERIOD ENDING 05/25/2016

DEPT NUMBER	EMP#	EMPLOYEE NAME	--- SICK LEAVE ---		--- VACATION ---		--- COMP TIME ---		--- HOLIDAY ---		--- TOTALS ---	
			AVAIL	VALUE	AVAIL	VALUE	AVAIL	VALUE	AVAIL	VALUE	AVAIL	VALUE
010 457	00083	LAURIE J LONG	386.61	6058.18	120.00	1880.40	.00	.00	.00	.00	506.61	7938.58
010 457	00098	CODY J PARRISH	.00	.00	.00	.00	.00	.00	.00	.00	.00	.00
DEPARTMENT TOTALS			715.08	11205.30	227.38	3563.04	.00	.00	.00	.00	942.46	14768.34
010 458	01312	TINA G KENNEDY	.00	.00	.00	.00	.00	.00	.00	.00	.00	.00
010 458	00245	DONNA R LOWERY	26.13	409.46	63.17	989.87	.00	.00	.00	.00	89.30	1399.33
010 458	01240	TAMMY K MANUEL	26.68	418.08	13.36	209.35	.00	.00	.00	.00	40.04	627.43
010 458	01235	LARRY R WILBURN	.00	.00	.00	.00	.00	.00	.00	.00	.00	.00
DEPARTMENT TOTALS			52.81	827.54	76.53	1199.22	.00	.00	.00	.00	129.34	2026.76
010 459	00330	LYNN D ALLEN	480.00	7521.60	120.00	1880.40	.00	.00	.00	.00	600.00	9402.00
010 459	00836	WADE N BROWN	.00	.00	.00	.00	.00	.00	.00	.00	.00	.00
010 459	00904	HANAH C MCADAMS	220.11	3449.12	105.35	1650.83	.00	.00	.00	.00	325.46	5099.95
DEPARTMENT TOTALS			700.11	10970.72	225.35	3531.23	.00	.00	.00	.00	925.46	14501.95
010 460	00241	RALPH D FULLER	.00	.00	.00	.00	.00	.00	.00	.00	.00	.00
010 460	00151	JOHNNIE M HARNESS	463.66	7265.55	120.00	1880.40	15.00	235.05	.00	.00	598.66	9381.00
010 460	01289	DANIELA P PESINA	53.36	836.15	26.72	418.70	.00	.00	.00	.00	80.08	1254.85
DEPARTMENT TOTALS			517.02	8101.70	146.72	2299.10	15.00	235.05	.00	.00	678.74	10635.85
010 475	01074	JERRY E ANDRESS	13.55	439.56	13.34	432.75	.50	16.22	.00	.00	27.39	888.53
010 475	00049	JOAN L BELT	480.00	7819.20	114.95	1872.54	.00	.00	.00	.00	594.95	9691.74
010 475	00127	TORI B GIESE	241.00	3875.28	107.66	1731.17	.00	.00	.00	.00	348.66	5606.45
010 475	00313	WESLEY N HINCH	.00	.00	.00	.00	.00	.00	.00	.00	.00	.00
010 475	01041	STACI KEENE	13.34	179.56	6.68	89.91	.00	.00	.00	.00	20.02	269.47
010 475	01255	KATHRINE B MCCARTY	34.38	954.39	36.75	1020.18	.00	.00	.00	.00	71.13	1974.57
010 475	01232	MATTHEW E MINICK	64.06	1778.31	60.60	1682.26	.00	.00	.00	.00	124.66	3460.57
010 475	00183	PEGGY Y RUMFOLO	451.64	7470.13	112.00	1852.48	.00	.00	.00	.00	563.64	9322.61
010 475	01254	KACIE R STEWART	.00	.00	.00	.00	.00	.00	.00	.00	.00	.00
010 475	01319	JACOB H STEWART	.00	.00	.00	.00	.00	.00	.00	.00	.00	.00
010 475	00604	GABRIELA WHEELER	41.70	601.31	31.49	454.09	.00	.00	.00	.00	73.19	1055.40
DEPARTMENT TOTALS			1339.67	23117.74	483.47	9135.38	.50	16.22	.00	.00	1823.64	32269.34
010 476	01109	SHELBY P CLANTON	20.78	327.91	13.57	214.13	5.50	86.79	.00	.00	39.85	628.83
010 476	00315	TABITHA L DYSON	40.36	589.26	48.86	713.36	52.00	759.20	.00	.00	141.22	2061.82
010 476	00198	RAGIS A FONTENOT JR	480.00	20683.20	120.00	5170.80	.00	.00	.00	.00	600.00	25854.00
010 476	00228	TERRI L HUGHES	480.00	9585.60	48.35	965.55	21.00	419.37	.00	.00	549.35	10970.52
010 476	01230	PAUL N LOWREY	104.06	2106.17	56.10	1135.46	206.25	4174.50	.00	.00	366.41	7416.13
010 476	00080	CATHY L MCCLUSKY	479.41	9267.00	120.00	2319.60	135.25	2614.38	.00	.00	734.66	14200.98

FOR PAY PERIOD ENDING 05/25/2016

DEPT NUMBER	EMP#	EMPLOYEE NAME	--- SICK LEAVE ---		--- VACATION ---		--- COMP TIME ---		--- HOLIDAY ---		--- TOTALS ---	
			AVAIL	VALUE	AVAIL	VALUE	AVAIL	VALUE	AVAIL	VALUE	AVAIL	VALUE
010 476	00205	BELINDA MCCORMICK	106.80	1797.44	11.89	200.11	4.75	79.94	.00	.00	123.44	2077.49
010 476	00087	KIMBERLY D MEADOWS	22.72	524.83	35.47	819.36	16.50	381.15	.00	.00	74.69	1725.34
010 476	01166	JOY E PARKER	.01	.13	33.78	447.92	14.25	188.96	.00	.00	48.02	636.75
010 476	00356	IVAN G PEARCE	453.29	11241.59	118.00	2926.40	45.50	1128.40	.00	.00	616.79	15296.39
010 476	00847	LOGAN E PICKETT	.00	.00	.00	.00	.00	.00	.00	.00	.00	.00
010 476	01060	MATTHEW C POSTON	104.47	4501.61	28.01	1206.95	4.00	172.36	.00	.00	136.48	5880.92
010 476	00113	CHRISTINE V TAYLOR	480.00	9936.00	103.00	2132.10	67.00	1386.90	.00	.00	650.00	13455.00
010 476	01137	STEPHEN C TAYLOR	177.43	8715.36	120.00	5894.40	.00	.00	.00	.00	297.43	14609.76
010 476	00342	ASHLEY L ULKIE	308.85	4873.65	54.33	857.33	19.50	307.71	.00	.00	382.68	6038.69
010 476	00182	JOE W WARREN	480.00	20683.20	87.00	3748.83	.00	.00	.00	.00	567.00	24432.03
DEPARTMENT TOTALS			3738.16	104832.69	998.36	28752.30	591.50	11699.66	.00	.00	5328.02	145284.65
010 495	00224	DARLENE ALFORD	217.90	4190.22	63.58	1222.64	.00	.00	.00	.00	281.48	5412.86
010 495	00215	RITA L GILBERT	480.00	9230.40	67.50	1298.03	.00	.00	.00	.00	547.50	10528.43
010 495	01157	ALONZO D GOTT	6.67	364.98	6.67	364.98	.00	.00	.00	.00	13.34	729.96
010 495	01336	ANGELA C MASELLI	6.67	235.72	3.34	118.04	.00	.00	.00	.00	10.01	353.76
010 495	00385	NATALIE J ROPER	244.56	4595.28	108.71	2042.66	.00	.00	.00	.00	353.27	6637.94
010 495	00063	HAROLD R SEAY	.00	.00	.00	.00	.00	.00	.00	.00	.00	.00
DEPARTMENT TOTALS			955.80	18616.60	249.80	5046.35	.00	.00	.00	.00	1205.60	23662.95
010 497	00068	DEBRA K DEAN	26.74	557.26	39.25	817.97	9.75	203.19	8.00	166.72	83.74	1745.14
010 497	00084	KIMBERLY A HARRIS	.00	.00	.00	.00	.00	.00	.00	.00	.00	.00
010 497	01143	STEPHANIE M SMITH	31.01	391.35	65.80	830.40	.50	6.31	3.00	37.86	100.31	1265.92
010 497	00248	LISA A TWARDOWSKI	480.00	10003.20	120.00	2500.80	2.25	46.89	15.00	312.60	617.25	12863.49
DEPARTMENT TOTALS			537.75	10951.81	225.05	4149.17	12.50	256.39	26.00	517.18	801.30	15874.55
010 499	01275	AMANDA J BAKER	4.70	61.34	33.40	435.87	.00	.00	.00	.00	38.10	497.21
010 499	00881	RICHARD L BROWN	.00	.00	.00	.00	.00	.00	.00	.00	.00	.00
010 499	00931	COURTNEY S DANIEL	21.10	340.77	11.39	183.95	.00	.00	.00	.00	32.49	524.72
010 499	01005	TERRI O DRYDEN	13.34	174.09	13.34	174.09	.00	.00	.00	.00	26.68	348.18
010 499	00171	BETTY J EDWARDS	187.54	2447.40	86.48	1128.56	.00	.00	.00	.00	274.02	3575.96
010 499	01284	SARA L FORE	19.53	254.87	30.06	392.28	.00	.00	.00	.00	49.59	647.15
010 499	01271	KRISTINA A KING	62.37	813.93	36.74	479.46	.00	.00	.00	.00	99.11	1293.39
010 499	01292	ANNETTE M LAVIENE	44.19	576.68	23.38	305.11	.00	.00	.00	.00	67.57	881.79
010 499	01111	MABLE E MCKNIGHT	5.11	66.69	47.15	615.31	.00	.00	.00	.00	52.26	682.00
010 499	00905	DELORES A MOORE	67.49	986.70	24.11	352.49	.25	3.66	.00	.00	91.85	1342.85
010 499	01305	PHYLLIS R PARKER	32.02	417.86	20.04	261.52	.00	.00	.00	.00	52.06	679.38
010 499	00060	JO A SMITH	480.00	10003.20	46.43	967.60	.00	.00	.00	.00	526.43	10970.80
010 499	00143	MARY L TAYLOR	57.04	833.92	109.00	1593.58	101.50	1483.93	.00	.00	267.54	3911.43
010 499	01279	KIMBERLY A WILBANKS	18.20	237.51	33.40	435.87	.00	.00	.00	.00	51.60	673.38
010 499	00996	CHRISSEY L WILEY	5.90	98.18	27.19	452.44	.00	.00	.00	.00	33.09	550.62
DEPARTMENT TOTALS			1018.53	17313.14	542.11	7778.13	101.75	1487.59	.00	.00	1662.39	26578.86
010 510	00154	BILLY W BROWN	85.03	1802.64	86.00	1823.20	235.00	4982.00	.00	.00	406.03	8607.84

FOR PAY PERIOD ENDING 05/25/2016

DEPT NUMBER	EMP#	EMPLOYEE NAME	--- SICK LEAVE ---		--- VACATION ---		--- COMP TIME ---		--- HOLIDAY ---		--- TOTALS ---		
			AVAIL	VALUE	AVAIL	VALUE	AVAIL	VALUE	AVAIL	VALUE	AVAIL	VALUE	
010	510	00363	DEANNA L COLVIN	223.29	2947.43	120.00	1584.00	99.75	1316.70	7.00	92.40	450.04	5940.53
010	510	00992	REBECCA A CORDER	161.82	2111.75	117.34	1531.29	37.75	492.64	.00	.00	316.91	4135.68
010	510	00243	BENNIE E JACKSON	480.00	9134.40	120.00	2283.60	244.50	4652.84	.00	.00	844.50	16070.84
010	510	01071	DAVID K MEADOWS	32.30	549.42	44.84	762.73	27.50	467.78	.00	.00	104.64	1779.93
010	510	00037	BRENDA G PECKINPAUGH	47.32	617.53	64.34	839.64	5.00	65.25	.00	.00	116.66	1522.42
010	510	00848	LISA A SMITH	18.60	242.73	56.14	732.63	34.00	443.70	.00	.00	108.74	1419.06
DEPARTMENT TOTALS			1048.36	17405.90	608.66	9557.09	683.50	12420.91	7.00	92.40	2347.52	39476.30	
010	543	00009	JAMES P WILSON	.00	.00	.00	.00	.00	.00	.00	.00	.00	.00
DEPARTMENT TOTALS			.00	.00	.00	.00	.00	.00	.00	.00	.00	.00	.00
010	551	00180	CHRIS R DRYER	43.64	839.20	93.68	1801.47	.00	.00	.00	.00	137.32	2640.67
010	551	00277	LESLIE A HULSEY	.00	.00	.00	.00	.00	.00	.00	.00	.00	.00
010	551	00200	CHAD C LANGDON	11.85	227.88	120.00	2307.60	.00	.00	.00	.00	131.85	2535.48
010	551	00093	DONNA M WALLACE	381.99	4973.51	55.00	716.10	33.00	429.66	.00	.00	469.99	6119.27
DEPARTMENT TOTALS			437.48	6040.59	268.68	4825.17	33.00	429.66	.00	.00	739.16	11295.42	
010	552	00664	MARK A DAVISON	480.00	9230.40	6.67	128.26	4.00	76.92	69.00	1326.87	559.67	10762.45
010	552	00282	DANNY R FRANKUM	.00	.00	.00	.00	.00	.00	.00	.00	.00	.00
DEPARTMENT TOTALS			480.00	9230.40	6.67	128.26	4.00	76.92	69.00	1326.87	559.67	10762.45	
010	553	00701	LINELL O BEALS	45.36	828.73	26.72	488.17	29.00	529.83	16.00	292.32	117.08	2139.05
010	553	01320	JUDY E COMPTON	.00	.00	.00	.00	.00	.00	.00	.00	.00	.00
010	553	01105	ROBERT L CROFT	43.12	829.20	32.03	615.94	3.00	57.69	.00	.00	78.15	1502.83
010	553	01051	ROBERT E THORNTON JR	.00	.00	.00	.00	.00	.00	.00	.00	.00	.00
DEPARTMENT TOTALS			88.48	1657.93	58.75	1104.11	32.00	587.52	16.00	292.32	195.23	3641.88	
010	554	01256	CARISSA F BARNETT	.00	.00	.00	.00	.00	.00	.00	.00	.00	.00
010	554	00354	LARRY W DESPAIN	.00	.00	.00	.00	.00	.00	.00	.00	.00	.00
010	554	01116	JAMES W GARDINER	157.44	3027.57	116.01	2230.87	.00	.00	.00	.00	273.45	5258.44
010	554	00690	STEVE D HUNTER	345.56	6645.12	105.38	2026.46	.00	.00	.00	.00	450.94	8671.58
DEPARTMENT TOTALS			503.00	9672.69	221.39	4257.33	.00	.00	.00	.00	724.39	13930.02	
010	555	00654	RICARDO AGUILAR II	33.35	641.32	16.70	321.14	20.00	384.60	.00	.00	70.05	1347.06
010	555	00039	LARRY G ALLEN	217.47	4181.95	120.00	2307.60	.50	9.62	5.00	96.15	342.97	6595.32
010	555	00048	JAMES M COOPER JR	49.79	957.46	25.83	496.71	.00	.00	.00	.00	75.62	1454.17
010	555	00607	PATRICIA A DESPAIN	10.79	140.27	31.83	413.79	1.50	19.50	.00	.00	44.12	573.56

FOR PAY PERIOD ENDING 05/25/2016

DEPT NUMBER	EMP#	EMPLOYEE NAME	--- SICK LEAVE --- AVAIL VALUE	--- VACATION --- AVAIL VALUE	--- COMP TIME --- AVAIL VALUE	--- HOLIDAY --- AVAIL VALUE	--- TOTALS --- AVAIL VALUE
010	555	01058	JOHN E JOSLIN	.00 .00	.00 .00	.00 .00	.00 .00
			DEPARTMENT TOTALS	311.40 5921.00	194.36 3539.24	22.00 413.72	5.00 96.15 532.76 9970.11
010	560	01083	RUBEN ARELLANO	246.13 4885.68	36.52 724.92	195.25 3875.71	454.50 9021.83 932.40 18508.14
010	560	00021	JEFFREY A ASHWORTH	22.65 474.97	76.19 1597.70	.00 .00	9.75 204.46 108.59 2277.13
010	560	00055	BRETT Y AUDILET	462.82 9705.34	91.34 1915.40	204.50 4288.37	261.75 5488.90 1020.41 21398.01
010	560	01302	CHRISTAN N BAULD	29.35 423.23	16.70 240.81	43.25 623.67	36.00 519.12 125.30 1806.83
010	560	01170	TAMMY R BEAM	110.06 1587.07	90.09 1299.10	150.50 2170.21	141.00 2033.22 491.65 7089.60
010	560	00264	GORDON R BEAN	480.00 9528.00	73.40 1456.99	228.00 4525.80	255.75 5076.64 1037.15 20587.43
010	560	01073	JOHN W BENNETT	264.80 5256.28	106.60 2116.01	460.00 9131.00	435.50 8644.68 1266.90 25147.97
010	560	00124	HUGH P BISHOP	201.60 4001.76	99.34 1971.90	181.50 3602.78	252.00 5002.20 734.44 14578.64
010	560	00172	BONNIE BISHOP	260.54 3387.02	118.50 1540.50	192.00 2496.00	328.25 4267.25 899.29 11690.77
010	560	00292	LINDA L BLOOMINGDALE	13.70 271.95	75.19 1492.52	18.25 362.26	126.50 2511.03 233.64 4637.76
010	560	01299	SHELBY C BONIN	29.35 423.23	16.70 240.81	150.25 2166.61	38.00 547.96 234.30 3378.61
010	560	00372	BRIAN D BORTZ	478.58 10035.82	103.35 2167.25	92.50 1939.73	32.50 681.53 706.93 14824.33
010	560	00027	PEGGY L BOURGEOIS	45.42 596.36	98.00 1286.74	51.25 672.91	11.00 144.43 205.67 2700.44
010	560	01300	MALINA A BRACK	26.68 384.73	13.36 192.65	52.50 757.05	2.00 28.84 94.54 1363.27
010	560	00079	LINDA L CHAPMAN	26.68 343.37	13.36 171.94	7.75 99.74	.00 .00 47.79 615.05
010	560	01052	JOSHUA D CUMMINS	182.97 3836.88	120.00 2516.40	168.25 3528.20	368.50 7727.45 839.72 17608.93
010	560	01238	TARA G DAGLE	50.89 733.83	73.43 1058.86	165.75 2390.12	96.00 1384.32 386.07 5567.13
010	560	01241	GEORGE D DANIELS JR	31.39 623.09	73.43 1457.59	77.00 1528.45	182.00 3612.70 363.82 7221.83
010	560	01077	AMBER J DAVILA	6.88 90.33	37.67 494.61	1.50 19.70	.00 .00 46.05 604.64
010	560	00211	KEN T DEFOOR	.00 .00	.00 .00	.00 .00	.00 .00 .00 .00
010	560	00012	MICHELLE O DESHOTEL	450.54 9447.82	88.25 1850.60	126.25 2647.46	120.25 2521.64 785.29 16467.52
010	560	01239	EMALEE C DIEHL	.00 .00	.00 .00	.00 .00	.00 .00 .00 .00
010	560	00337	ROBERT R DUNN	480.00 10065.60	110.01 2306.91	478.75 10039.39	861.25 18060.41 1930.01 40472.31
010	560	01301	SHELLY A EDWARDS	46.69 926.80	23.38 464.09	156.00 3096.60	132.00 2620.20 358.07 7107.69
010	560	00128	MARK D ELLINGTON	480.00 11212.80	120.00 2803.20	.00 .00	.00 .00 600.00 14016.00
010	560	00235	DARRELL W ELLIOTT	448.06 9395.82	120.00 2516.40	241.00 5053.77	733.75 15386.74 1542.81 32352.73
010	560	01065	STEFAN T FASOLINO	212.97 4227.45	98.35 1952.25	454.25 9016.86	451.50 8962.28 1217.07 24158.84
010	560	01128	TANA W FISHER	30.06 596.69	47.44 941.68	84.25 1672.36	62.50 1240.63 224.25 4451.36
010	560	01156	MISTY D FREGIA	113.39 1635.08	73.43 1058.86	178.00 2566.76	212.50 3064.25 577.32 8324.95
010	560	00011	PATRICIA D GARPNE	480.00 6302.40	86.00 1129.18	183.50 2409.36	40.50 531.77 790.00 10372.71
010	560	00888	IVAN GONZALEZ	362.52 7196.02	116.02 2303.00	243.00 4823.55	412.00 8178.20 1133.54 22500.77
010	560	01078	CRYSTAL A GULLLORY	83.88 1101.34	83.42 1095.30	41.00 538.33	25.25 331.53 233.55 3066.50
010	560	00193	JAMES A HOBSON	203.97 4048.80	102.68 2038.20	131.75 2615.24	215.50 4277.68 653.90 12979.92
010	560	00181	LELA A HOLLEY	299.01 4311.72	120.00 1730.40	199.75 2880.40	641.00 9243.22 1259.76 18165.74
010	560	00896	CARA A HUTCHENS	20.76 269.88	46.80 608.40	15.25 198.25	5.25 68.25 88.06 1144.78
010	560	00727	SHIRLEY M JACKSON	142.76 2339.84	107.68 1764.88	149.75 2454.40	76.75 1257.93 476.94 7817.05
010	560	01044	JUSTIN B JOHNSTON	116.64 2315.30	65.21 1294.42	218.50 4337.23	396.25 7865.56 796.60 15812.51
010	560	01079	WILLIAM M KNOX	49.13 1030.26	103.59 2172.28	184.75 3874.21	120.75 2532.13 458.22 9608.88
010	560	00261	TOMMY A KOEN	480.00 10065.60	120.00 2516.40	344.75 7229.41	535.50 11229.44 1480.25 31040.85
010	560	00070	PAUL D LASCO	452.67 9492.49	120.00 2516.40	480.00 10065.60	689.75 14464.06 1742.42 36538.55
010	560	00889	JOSHUA S LEAL	53.37 1059.39	36.74 729.29	316.25 6277.56	154.00 3056.90 560.36 11123.14
010	560	00882	LINDA W LONGORIA	13.61 178.70	42.18 553.82	.00 .00	31.25 410.31 87.04 1142.83
010	560	01057	RANSON L MARTEL	273.47 5428.38	114.68 2276.40	480.00 9528.00	577.75 11468.34 1445.90 28701.12
010	560	00653	JAMES R MCQUEEN	300.15 5957.98	107.60 2135.86	328.50 6520.73	478.25 9493.26 1214.50 24107.83

FOR PAY PERIOD ENDING 05/25/2016

DEPT NUMBER	EMP#	EMPLOYEE NAME	--- SICK LEAVE ---		--- VACATION ---		--- COMP TIME ---		--- HOLIDAY ---		--- TOTALS ---	
			AVAIL	VALUE	AVAIL	VALUE	AVAIL	VALUE	AVAIL	VALUE	AVAIL	VALUE
010 560 00850	JAMES W MCQUEEN	239.43	4752.69	81.25	1612.81	132.75	2635.09	176.50	3503.53	629.93	12504.12	
010 560 01242	JOHN M MENDOZA	50.70	1006.40	33.40	662.99	51.75	1027.24	149.50	2967.58	285.35	5664.21	
010 560 01330	ANN M MITCHELL	20.01	397.20	10.02	198.90	18.00	357.30	24.00	476.40	72.03	1429.80	
010 560 01331	SEAN C MITCHELL	20.01	397.20	10.02	198.90	25.75	511.14	24.00	476.40	79.78	1583.64	
010 560 00168	DONALD W NEYLAND	480.00	11212.80	120.00	2803.20	.00	.00	.00	.00	600.00	14016.00	
010 560 01045	TIMOTHY D NIEMEYER	280.14	5874.54	97.35	2041.43	443.25	9294.95	309.00	6479.73	1129.74	23690.65	
010 560 00360	VITA O'REILLY	21.40	275.42	71.44	919.43	33.50	431.15	24.25	312.10	150.59	1938.10	
010 560 00331	JAMES A OTT JR	53.32	1058.40	40.00	794.00	15.00	297.75	32.75	650.09	141.07	2800.24	
010 560 01086	LISA M PARKER	.00	.00	.00	.00	.00	.00	.00	.00	.00	.00	
010 560 01337	KEENAN R PARTAIN	6.67	96.18	3.34	48.16	.00	.00	.00	.00	10.01	144.34	
010 560 00125	FLOYD W PEARSON JR	469.33	9841.85	83.00	1740.51	423.75	8886.04	622.50	13053.83	1598.58	33522.23	
010 560 01112	BENITO A PEREZ JR.	53.36	1059.20	26.72	530.39	.00	.00	.00	.00	80.08	1589.59	
010 560 00359	CLINTON T PIERCE	207.79	4357.36	116.85	2450.34	434.50	9111.47	433.00	9080.01	1192.14	24999.18	
010 560 00369	CRYSTAL D PIERCE	174.47	4075.62	81.51	1904.07	.00	.00	.00	.00	255.98	5979.69	
010 560 01280	DAVID C POWELL	.00	.00	.00	.00	.00	.00	.00	.00	.00	.00	
010 560 00994	DUSTIN K RADEL	184.15	2393.95	105.19	1367.47	142.50	1852.50	171.00	2223.00	602.84	7836.92	
010 560 00347	ROBERT J RADER	.00	.00	.00	.00	.00	.00	.00	.00	.00	.00	
010 560 01118	STEVEN T RASBERRY	183.44	3641.28	102.19	2028.47	193.00	3831.05	293.25	5821.01	771.88	15321.81	
010 560 01266	SHEILA M RAY	26.12	518.48	36.74	729.29	118.75	2357.19	133.25	2645.01	314.86	6249.97	
010 560 00296	SHANDALYNN N RHAME	117.66	2335.55	98.43	1953.84	237.25	4709.41	246.50	4893.03	699.84	13891.83	
010 560 00072	KIMBERLY M RODDEN	223.23	4431.12	72.69	1442.90	52.25	1037.16	178.50	3543.23	526.67	10454.41	
010 560 00173	BRUCE W SIMS	480.00	9528.00	96.74	1920.29	260.00	5161.00	296.00	5875.60	1132.74	22484.89	
010 560 00624	ALLISON L SOBOL	103.65	1360.92	88.02	1155.70	14.75	193.67	1.25	16.41	207.67	2726.70	
010 560 01332	BRYAN R SOROLA	20.01	397.20	10.02	198.90	10.50	208.43	24.00	476.40	64.53	1280.93	
010 560 00677	JAMES E SPRAYBERRY	22.73	476.65	49.27	1033.19	59.50	1247.72	98.75	2070.79	230.25	4828.35	
010 560 00726	MICHAEL R STRAIT	410.34	8145.25	104.98	2083.85	33.88	672.52	171.50	3404.28	720.70	14305.90	
010 560 01142	KENNETH C TAYLOR	84.26	1672.56	78.63	1560.81	153.75	3051.94	258.00	5121.30	574.64	11406.61	
010 560 01277	LAURA A TAYLOR	.00	.00	.00	.00	.00	.00	.00	.00	.00	.00	
010 560 00361	KEVIN L THEISS	480.00	9528.00	110.25	2188.46	239.75	4759.04	463.00	9190.55	1293.00	25666.05	
010 560 00362	CHRISTOPHER L UNGLES	206.19	4323.80	116.50	2443.01	478.00	10023.66	640.00	13420.80	1440.69	30211.27	
010 560 00636	STEPHANIE N WALDEN	36.57	725.91	48.53	963.32	166.25	3300.06	179.50	3563.08	430.85	8552.37	
010 560 00213	SHERRY E WALTON	336.91	5265.90	120.00	1875.60	194.50	3040.04	625.00	9768.75	1276.41	19950.29	
010 560 01062	SYLVESTER C WEBB JR	.00	.00	.00	.00	.00	.00	.00	.00	.00	.00	
010 560 01082	TAYLOR W WELLS	240.88	4781.47	119.35	2369.10	445.25	8838.21	450.00	8932.50	1255.48	24921.28	
010 560 01048	CHARLES D WERNER	113.39	2250.79	73.43	1457.59	123.00	2441.55	148.00	2937.80	457.82	9087.73	
010 560 00102	ROYCE L WHEELER	.00	.00	.00	.00	.00	.00	.00	.00	.00	.00	
010 560 01267	RICHARD E WHITTEN	49.37	979.99	36.74	729.29	152.50	3027.13	158.00	3136.30	396.61	7872.71	
010 560 01327	EARLIE WILLIAMS IV	20.01	397.20	10.02	198.90	24.25	481.36	24.00	476.40	78.28	1553.86	
010 560 01253	HOLLY K WILSON	59.05	759.97	60.09	773.36	21.75	279.92	13.00	167.31	153.89	1980.56	
010 560 01270	MELLODYE A WINKLER	.00	.00	.00	.00	.00	.00	.00	.00	.00	.00	
010 560 00893	RABONNA L YOUNG	80.08	1154.75	120.00	1730.40	160.75	2318.02	350.00	5047.00	710.83	10250.17	
010 560 01098	PAUL A YOUNG JR	232.62	4617.51	112.34	2229.95	480.00	9528.00	349.00	6927.65	1173.96	23303.11	
010 560 01160	TIFFANY J YUEN	103.66	1494.78	113.45	1635.95	141.50	2040.43	329.00	4744.18	687.61	9915.34	
DEPARTMENT TOTALS			14455.09	280780.99	6045.13	112675.69	12957.13	248975.92	17400.50	334563.34	50857.85	976995.94
010 570 00023	MARTHA E CALDWELL	122.44	1648.04	92.81	1249.22	.00	.00	.00	.00	215.25	2897.26	
010 570 00196	DANELLA S MCCARTY	329.72	5839.34	28.72	508.63	6.00	106.26	.00	.00	364.44	6454.23	

FOR PAY PERIOD ENDING 05/25/2016

DEPT NUMBER	EMP#	EMPLOYEE NAME	--- SICK LEAVE ---		--- VACATION ---		--- COMP TIME ---		--- HOLIDAY ---		--- TOTALS ---		
			AVAIL	VALUE	AVAIL	VALUE	AVAIL	VALUE	AVAIL	VALUE	AVAIL	VALUE	
010	570	00884	LUCILA M TREVIZO	175.19	2323.02	44.23	586.49	.00	.00	.00	.00	219.42	2909.51
			DEPARTMENT TOTALS	627.35	9810.40	165.76	2344.34	6.00	106.26	.00	.00	799.11	12261.00
010	581	00147	CRISTA M BEASLEY	480.00	6979.20	105.80	1538.33	.00	.00	.00	.00	585.80	8517.53
010	581	00122	THOMAS E BRANCH	480.00	11212.80	100.03	2336.70	12.00	280.32	.00	.00	592.03	13829.82
010	581	00140	JAMES L CARSON	475.27	9638.48	118.00	2393.04	10.50	212.94	.00	.00	603.77	12244.46
			DEPARTMENT TOTALS	1435.27	27830.48	323.83	6268.07	22.50	493.26	.00	.00	1781.60	34591.81
010	582	00906	BRENDA M FAIRCHILD	42.67	897.78	85.37	1796.18	27.25	573.34	.00	.00	155.29	3267.30
010	582	01093	BESSIE N SEWELL	48.12	725.65	67.16	1012.77	53.75	810.55	.00	.00	169.03	2548.97
			DEPARTMENT TOTALS	90.79	1623.43	152.53	2808.95	81.00	1383.89	.00	.00	324.32	5816.27
010	622	00343	LOUIS W BERGMAN III	42.69	1165.44	33.49	914.28	.00	.00	.00	.00	76.18	2079.72
010	622	01335	DENNIS A GILBERT	13.34	205.17	6.68	102.74	.00	.00	.00	.00	20.02	307.91
010	622	01155	RAQUEL LULE	43.36	583.63	26.72	359.65	7.00	94.22	.00	.00	77.08	1037.50
010	622	00238	CURTIS C PORTER	480.00	7512.00	118.67	1857.19	.00	.00	.00	.00	598.67	9369.19
010	622	00694	JENNIFER L PURNELL	92.31	1444.65	83.28	1303.33	28.00	438.20	.00	.00	203.59	3186.18
			DEPARTMENT TOTALS	671.70	10910.89	268.84	4537.19	35.00	532.42	.00	.00	975.54	15980.50
010	646	00325	DONNA C BURT	435.19	9970.20	112.00	2565.92	.00	.00	.00	.00	547.19	12536.12
010	646	01246	MICHELLE R CONNER	28.03	404.19	30.06	433.47	.00	.00	.00	.00	58.09	837.66
010	646	00659	PENNY P MCMILLEN	81.41	1270.81	73.45	1146.55	.00	.00	.00	.00	154.86	2417.36
			DEPARTMENT TOTALS	544.63	11645.20	215.51	4145.94	.00	.00	.00	.00	760.14	15791.14
010	660	00675	DEBORAH K MCGINNIS-PAI	480.00	9000.00	120.00	2250.00	34.00	637.50	.00	.00	634.00	11887.50
			DEPARTMENT TOTALS	480.00	9000.00	120.00	2250.00	34.00	637.50	.00	.00	634.00	11887.50
010	665	01311	AMANDA D BROOKS	.00	.00	.00	.00	.00	.00	.00	.00	.00	.00
010	665	00004	ALEXIS N CORDOVA	66.65	521.20	50.00	391.00	.00	.00	.00	.00	116.65	912.20
010	665	01283	WILLIAM R FLORA	.00	.00	.00	.00	.00	.00	.00	.00	.00	.00
010	665	00268	SANDRA R GAMMON	422.29	5599.57	106.00	1405.56	106.00	1405.56	.00	.00	634.29	8410.69
010	665	00146	ANDLE A MAYON	.00	.00	.00	.00	.00	.00	.00	.00	.00	.00
010	665	00275	JO L REYNOLDS	480.00	6364.80	120.00	1591.20	193.00	2559.18	.00	.00	793.00	10515.18
			DEPARTMENT TOTALS	968.94	12485.57	276.00	3387.76	299.00	3964.74	.00	.00	1543.94	19838.07
FUND TOTALS				40085.49	787304.43	15159.25	285145.03	15753.21	298700.02	17523.50	336888.26	88521.45	1708037.74

FOR PAY PERIOD ENDING 05/25/2016

DEPT NUMBER	EMP#	EMPLOYEE NAME	--- SICK AVAIL	LEAVE VALUE	--- VACATION AVAIL	--- VALUE	--- COMP AVAIL	TIME VALUE	--- HOLIDAY AVAIL	--- VALUE	--- TOTALS AVAIL	--- VALUE
DEPARTMENT TOTALS			.00	.00	.00	.00	.00	.00	.00	.00	.00	.00
015 612	00920	DAVID D CRAWFORD	93.50	1723.21	103.34	1904.56	56.25	1036.69	30.00	552.90	283.09	5217.36
015 612	01176	KEVIN B GEHEB	11.40	210.10	35.44	653.16	.00	.00	30.00	552.90	76.84	1416.16
015 612	00346	RANDY L HUMBER	480.00	11846.40	105.68	2608.18	204.75	5053.23	30.00	740.40	820.43	20248.21
015 612	00137	CYNTHIA M IVY	480.00	8361.60	120.00	2090.40	9.00	156.78	30.00	522.60	639.00	11131.38
015 612	00040	TRAVIS JACKSON JR	480.00	7483.20	65.86	1026.76	27.75	432.62	30.00	467.70	603.61	9410.28
015 612	01231	DANNY L LAMBERT	.00	.00	.00	.00	.00	.00	.00	.00	.00	.00
015 612	00602	JOHNYE H MCMURTRY	188.78	2943.08	56.91	887.23	4.25	66.26	30.00	467.70	279.94	4364.27
015 612	01334	ANTONIO D RAMIREZ	13.34	227.58	6.68	113.96	.00	.00	.00	.00	20.02	341.54
015 612	00257	WILLIAM J RAYON	52.36	890.12	26.72	454.24	.50	8.50	40.00	680.00	119.58	2032.86
015 612	01259	JOHN E SCOTT	33.38	595.83	53.42	953.55	.50	8.93	30.00	535.50	117.30	2093.81
015 612	00707	MICHAEL R SELLERS	480.00	8846.40	99.28	1829.73	136.50	2515.70	30.00	552.90	745.78	13744.73
015 612	00309	JAMES J SEMIEN	480.00	8160.00	120.00	2040.00	4.00	68.00	40.00	680.00	644.00	10948.00
015 612	01288	JOHN W WILSON	53.36	1133.37	26.72	567.53	11.50	244.26	30.00	637.20	121.58	2582.36
DEPARTMENT TOTALS			2846.12	52420.89	820.05	15129.30	455.00	9590.97	350.00	6389.80	4471.17	83530.96
015 613	00169	MICHAEL W BORSKI	480.00	7939.20	120.00	1984.80	158.25	2617.46	30.00	496.20	788.25	13037.66
015 613	00175	BRADLEY W BORSKI	269.89	3735.28	63.09	873.17	72.00	996.48	30.00	415.20	434.98	6020.13
015 613	00719	GEORGE BURRELL JR	90.83	1216.21	84.21	1127.57	125.75	1683.79	8.00	107.12	308.79	4134.69
015 613	00216	JOHN S BUSH	153.79	2665.18	120.00	2079.60	16.75	290.28	30.00	519.90	320.54	5554.96
015 613	00863	CARL H CADE	63.19	1045.16	104.23	1723.96	.50	8.27	30.00	496.20	197.92	3273.59
015 613	01315	RICKY D CAROTHERS JR	19.68	314.88	13.36	213.76	8.50	136.00	20.00	320.00	61.54	984.64
015 613	00267	JOHNNY D CHAPMAN	43.05	734.43	60.09	1025.14	35.50	605.63	30.00	511.80	168.64	2877.00
015 613	01085	JAY C COOK	32.13	523.08	53.67	873.75	47.50	773.30	30.00	488.40	163.30	2658.53
015 613	01251	CARL S DEVILLE	60.05	977.61	60.09	978.27	24.00	390.72	30.00	488.40	174.14	2835.00
015 613	01243	TIFFANY M GRAHAM	38.39	624.99	38.43	625.64	.00	.00	30.00	488.40	106.82	1739.03
015 613	01164	THOMAS G HAZLETT	51.74	706.25	56.78	775.05	29.00	395.85	30.00	409.50	167.52	2286.65
015 613	01287	MICHELLE R LOMAS	25.36	339.57	26.72	357.78	15.00	200.85	.00	.00	67.08	898.20
015 613	00911	JAMES W MCINTOSH	68.34	1148.11	54.88	921.98	64.00	1075.20	30.00	504.00	217.22	3649.29
015 613	00209	DARON L METTLEN	480.00	11846.40	120.00	2961.60	180.00	4442.40	30.00	740.40	810.00	19990.80
015 613	01139	CRYSTAL G PORTER	28.43	417.92	48.47	712.51	15.00	220.50	38.00	558.60	129.90	1909.53
015 613	00307	JERRY L RIVES	480.00	11088.00	120.00	2772.00	168.25	3886.58	30.00	693.00	798.25	18439.58
015 613	01313	LARRY W RIVES	20.85	354.45	16.70	283.90	48.00	816.00	30.00	510.00	115.55	1964.35
015 613	00915	ELOY J RODRIGUEZ	185.15	3062.38	119.01	1968.43	281.25	4651.88	30.00	496.20	615.41	10178.89
015 613	00886	TOMMY J SMALL	47.52	785.98	92.56	1530.94	173.00	2861.42	30.00	496.20	343.08	5674.54
015 613	00042	LORETTA J STARK	480.00	6427.20	117.34	1571.18	139.50	1867.91	8.00	107.12	744.84	9973.41
015 613	00067	CLAYTON W STARK	217.94	3604.73	17.00	281.18	18.75	310.13	.00	.00	253.69	4196.04
015 613	00358	DAVID J STARK	.00	.00	.00	.00	.00	.00	.00	.00	.00	.00
015 613	01081	JERRY W TANNER	68.11	1180.35	73.49	1273.58	13.00	225.29	30.00	519.90	184.60	3199.12
015 613	00025	ROBERT L WEIDNER SR	220.76	4068.61	118.00	2174.74	72.25	1331.57	30.00	552.90	441.01	8127.82
015 613	00047	BRADFORD P WILLIAMSON	57.78	1001.33	42.82	742.07	25.75	446.25	30.00	519.90	156.35	2709.55
DEPARTMENT TOTALS			3682.98	65807.30	1740.94	29832.60	1731.50	30233.76	614.00	10439.34	7769.42	136313.00
015 614	00251	RICKY D BURT	14.40	196.56	38.44	524.71	.00	.00	20.00	273.00	72.84	994.27

FOR PAY PERIOD ENDING 05/25/2016

DEPT NUMBER	EMP#	EMPLOYEE NAME	--- SICK LEAVE ---		--- VACATION ---		--- COMP TIME ---		--- HOLIDAY ---		--- TOTALS ---	
			AVAIL	VALUE	AVAIL	VALUE	AVAIL	VALUE	AVAIL	VALUE	AVAIL	VALUE
015 614	01329	STEVEN J BURT	20.01	220.11	10.02	110.22	.00	.00	20.00	220.00	50.03	550.33
015 614	00657	BUDDY R CULLEY II	16.13	254.05	23.50	370.13	.00	.00	20.00	315.00	59.63	939.18
015 614	00628	JACQUELINE L GEISLEMAN	218.43	4067.17	80.25	1494.26	.00	.00	20.00	372.40	318.68	5933.83
015 614	00367	LYNDON B JOHNSON	94.55	1563.86	90.00	1488.60	.00	.00	20.00	330.80	204.55	3383.26
015 614	01099	ALLEN W MAY	33.62	538.93	60.16	964.36	.00	.00	20.00	320.60	113.78	1823.89
015 614	00149	JASON R SHAW	234.15	4458.22	100.08	1905.52	.00	.00	20.00	380.80	354.23	6744.54
015 614	00718	JUSTIN W SHAW	21.23	319.72	96.73	1456.75	.00	.00	20.00	301.20	137.96	2077.67
015 614	01328	NATHAN A SHAW	20.01	220.11	10.02	110.22	.00	.00	20.00	220.00	50.03	550.33
DEPARTMENT TOTALS			672.53	11838.73	509.20	8424.77	.00	.00	180.00	2733.80	1361.73	22997.30
015 615	00073	GEORGE L ADDINGTON	41.27	717.27	76.67	1332.52	69.00	1199.22	20.00	347.60	206.94	3596.61
015 615	01244	MISTY L BELL	16.47	270.93	30.09	494.98	1.75	28.79	10.00	164.50	58.31	959.20
015 615	00916	JOHN A BOSTON SR	8.37	130.49	6.87	107.10	.00	.00	.00	.00	15.24	237.59
015 615	00034	DANNY C EARP	441.57	7811.37	106.89	1890.88	129.75	2295.28	40.00	707.60	718.21	12705.13
015 615	00178	ROBERT D HOLLON II	199.25	3562.59	63.69	1138.78	13.00	232.44	10.00	178.80	285.94	5112.61
015 615	00349	LANCE R JACKSON	462.16	7916.80	55.00	942.15	11.50	197.00	20.00	342.60	548.66	9398.55
015 615	01290	JOSHUA D LANGDON	6.86	89.18	26.72	347.36	21.75	282.75	.00	.00	55.33	719.29
015 615	01236	DARYL MCWHORTER	88.39	2141.69	73.43	1779.21	108.50	2628.96	50.00	1211.50	320.32	7761.36
015 615	01333	JOSHUA K MITCHELL	13.34	200.10	6.68	100.20	32.25	483.75	.00	.00	52.27	784.05
015 615	01310	WILLIAM W RAYON	33.35	516.93	16.70	258.85	77.25	1197.38	20.00	310.00	147.30	2283.16
015 615	01224	KAREN REITER	65.39	1155.44	73.43	1297.51	4.25	75.10	30.00	530.10	173.07	3058.15
015 615	00301	RICKY J SACKETT	480.00	8784.00	67.34	1232.32	104.50	1912.35	20.00	366.00	671.84	12294.67
015 615	00619	DONALD R SHAVER	7.05	114.77	30.09	489.87	.25	4.07	20.00	325.60	57.39	934.31
015 615	00002	THOMAS S SMITH	45.51	790.96	42.92	745.95	8.50	147.73	5.00	86.90	101.93	1771.54
015 615	01272	BRANDON W SONES	8.62	135.77	36.74	578.66	25.25	397.69	.00	.00	70.61	1112.12
015 615	01309	JOSEPH D THOMAS	16.02	264.33	20.04	330.66	20.50	338.25	20.00	330.00	76.56	1263.24
015 615	01260	ELIJAH L THRASHER JR	10.13	173.93	13.42	230.42	39.25	673.92	40.00	686.80	102.80	1765.07
DEPARTMENT TOTALS			1943.75	34776.55	746.72	13297.42	667.25	12094.68	305.00	5588.00	3662.72	65756.65
FUND TOTALS			9145.38	164843.47	3816.91	66684.09	2853.75	51919.41	1449.00	25150.94	17265.04	308597.91

FOR PAY PERIOD ENDING 05/25/2016

DEPT NUMBER	EMP#	EMPLOYEE NAME	--- SICK LEAVE ---		---- VACATION ----		----- COMP TIME -----		----- HOLIDAY -----		----- TOTALS -----	
			AVAIL	VALUE	AVAIL	VALUE	AVAIL	VALUE	AVAIL	VALUE	AVAIL	VALUE
DEPARTMENT TOTALS			.00	.00	.00	.00	.00	.00	.00	.00	.00	.00
091 611	00771	JACK R CARRAWAY	.00	.00	.00	.00	.00	.00	.00	.00	.00	.00
091 611	01084	TERRY L DAVIS	253.46	3865.27	103.50	1578.38	15.00	228.75	.00	.00	371.96	5672.40
091 611	00605	ROBERT E NOACK	169.53	2585.33	43.49	663.22	3.00	45.75	.00	.00	216.02	3294.30
091 611	00253	EDWIN L PSENCIK	480.00	8726.40	110.00	1999.80	150.00	2727.00	.00	.00	740.00	13453.20
091 611	01339	ALICE R ROLKE	.00	.00	.00	.00	.00	.00	.00	.00	.00	.00
091 611	01340	WALTER W WADE	.00	.00	.00	.00	.00	.00	.00	.00	.00	.00
DEPARTMENT TOTALS			902.99	15177.00	256.99	4241.40	168.00	3001.50	.00	.00	1327.98	22419.90
FUND TOTALS			902.99	15177.00	256.99	4241.40	168.00	3001.50	.00	.00	1327.98	22419.90

FOR PAY PERIOD ENDING 05/25/2016

DEPT NUMBER	EMP#	EMPLOYEE NAME	--- SICK LEAVE ---		--- VACATION ---		--- COMP TIME ---		--- HOLIDAY ---		--- TOTALS ---	
			AVAIL	VALUE	AVAIL	VALUE	AVAIL	VALUE	AVAIL	VALUE	AVAIL	VALUE
		DEPARTMENT TOTALS	.00	.00	.00	.00	.00	.00	.00	.00	.00	.00
092 570	00188	KATHLEEN S BARRETT	.00	.00	.00	.00	.00	.00	.00	.00	.00	.00
092 570	00304	JENNIFER C BRAWNER	.00	.00	.00	.00	.00	.00	.00	.00	.00	.00
092 570	00917	SHANITRIA D ELMORE	.00	.00	.00	.00	.00	.00	.00	.00	.00	.00
092 570	00909	LYNDA D FLEMING	.00	.00	.00	.00	.00	.00	.00	.00	.00	.00
092 570	00870	MILES D HARTLEIN	.00	.00	.00	.00	.00	.00	.00	.00	.00	.00
092 570	00165	CASUNDR A K HEBERT	.00	.00	.00	.00	.00	.00	.00	.00	.00	.00
092 570	01104	MARISA S HENRY	.00	.00	.00	.00	.00	.00	.00	.00	.00	.00
092 570	01250	KAREN R HUMBER	.00	.00	.00	.00	.00	.00	.00	.00	.00	.00
092 570	01169	CHRISTI M JOHNSON	.00	.00	.00	.00	.00	.00	.00	.00	.00	.00
092 570	00136	JASON W JONES	.00	.00	.00	.00	.00	.00	.00	.00	.00	.00
092 570	00179	REAGAN E KEY	.00	.00	.00	.00	.00	.00	.00	.00	.00	.00
092 570	00722	LACY R KRUEGER	.00	.00	.00	.00	.00	.00	.00	.00	.00	.00
092 570	00033	DIANE P MANEK	.00	.00	.00	.00	.00	.00	.00	.00	.00	.00
092 570	00221	JOHN M MCADAMS	.00	.00	.00	.00	.00	.00	.00	.00	.00	.00
092 570	00908	ANGELA M MENDOZA	.00	.00	.00	.00	.00	.00	.00	.00	.00	.00
092 570	01168	ASHLEY D MILLER	.00	.00	.00	.00	.00	.00	.00	.00	.00	.00
092 570	00353	CELESTE L MORENO	.00	.00	.00	.00	.00	.00	.00	.00	.00	.00
092 570	00064	KAREN L O'BRIEN	.00	.00	.00	.00	.00	.00	.00	.00	.00	.00
092 570	00921	LACI J OVERSTREET	.00	.00	.00	.00	.00	.00	.00	.00	.00	.00
092 570	00163	JON K PATTON	.00	.00	.00	.00	.00	.00	.00	.00	.00	.00
092 570	00038	DELMA J POWELL	.00	.00	.00	.00	.00	.00	.00	.00	.00	.00
092 570	00999	JEANETTE B RHAME	.00	.00	.00	.00	.00	.00	.00	.00	.00	.00
092 570	00164	STEVEN E SWAN	.00	.00	.00	.00	.00	.00	.00	.00	.00	.00
092 570	00208	LISA L WARREN	.00	.00	.00	.00	.00	.00	.00	.00	.00	.00
092 570	00898	KODY B WHITE	.00	.00	.00	.00	.00	.00	.00	.00	.00	.00
092 570	01114	JODI L YOUNG	.00	.00	.00	.00	.00	.00	.00	.00	.00	.00
		DEPARTMENT TOTALS	.00	.00	.00	.00	.00	.00	.00	.00	.00	.00
092 572	00993	VIVIANN W BOYER	.00	.00	.00	.00	.00	.00	.00	.00	.00	.00
		DEPARTMENT TOTALS	.00	.00	.00	.00	.00	.00	.00	.00	.00	.00
092 574	01136	CODY D ARNOLD	.00	.00	.00	.00	.00	.00	.00	.00	.00	.00
092 574	00204	ERICKA R CARLOCK	.00	.00	.00	.00	.00	.00	.00	.00	.00	.00
092 574	01317	JENNIFER L CHAVIS	.00	.00	.00	.00	.00	.00	.00	.00	.00	.00
092 574	01154	EDDIE R GALLAWAY	.00	.00	.00	.00	.00	.00	.00	.00	.00	.00
092 574	00005	MARK W HAINLEY	.00	.00	.00	.00	.00	.00	.00	.00	.00	.00
092 574	00869	JEFFERY S LEE	.00	.00	.00	.00	.00	.00	.00	.00	.00	.00
092 574	01173	JESSE RAMOS JR	.00	.00	.00	.00	.00	.00	.00	.00	.00	.00
092 574	01318	ROGER G WIEBELHAUS	.00	.00	.00	.00	.00	.00	.00	.00	.00	.00
		DEPARTMENT TOTALS	.00	.00	.00	.00	.00	.00	.00	.00	.00	.00
092 575	00109	TANYA M CHILDRESS	.00	.00	.00	.00	.00	.00	.00	.00	.00	.00

FOR PAY PERIOD ENDING 05/25/2016

DEPT NUMBER	EMP#	EMPLOYEE NAME	--- SICK LEAVE ---		---- VACATION ----		----- COMP TIME -----		----- HOLIDAY -----		----- TOTALS -----	
			AVAIL	VALUE	AVAIL	VALUE	AVAIL	VALUE	AVAIL	VALUE	AVAIL	VALUE
		DEPARTMENT TOTALS	.00	.00	.00	.00	.00	.00	.00	.00	.00	.00
		FUND TOTALS	.00	.00	.00	.00	.00	.00	.00	.00	.00	.00

FOR PAY PERIOD ENDING 05/25/2016

DEPT NUMBER	EMP#	EMPLOYEE NAME	--- SICK LEAVE ---		---- VACATION ----		----- COMP TIME -----		----- HOLIDAY -----		----- TOTALS -----	
			AVAIL	VALUE	AVAIL	VALUE	AVAIL	VALUE	AVAIL	VALUE	AVAIL	VALUE
DEPARTMENT TOTALS			.00	.00	.00	.00	.00	.00	.00	.00	.00	.00
093 570	00082	MOLLY K MCADAMS	480.00	11011.20	59.50	1364.93	17.00	389.98	.00	.00	556.50	12766.11
093 570	00371	TREY A MCCONNELL II	480.00	11256.00	120.00	2814.00	32.00	750.40	.00	.00	632.00	14820.40
093 570	00625	LAURIE N MCMILLAN	22.13	468.05	55.31	1169.81	.00	.00	.00	.00	77.44	1637.86
093 570	01115	DIANA K RODRIGUEZ	.00	.00	.00	.00	.00	.00	.00	.00	.00	.00
093 570	00184	ANTHONY R SCOTT	480.00	20644.80	97.00	4171.97	.00	.00	.00	.00	577.00	24816.77
093 570	00111	KELLY S SEMIEN	285.72	6180.12	93.72	2027.16	4.00	86.52	.00	.00	383.44	8293.80
DEPARTMENT TOTALS			1747.85	49560.17	425.53	11547.87	53.00	1226.90	.00	.00	2226.38	62334.94
FUND TOTALS			1747.85	49560.17	425.53	11547.87	53.00	1226.90	.00	.00	2226.38	62334.94

FOR PAY PERIOD ENDING 05/25/2016

DEPT NUMBER	EMP#	EMPLOYEE NAME	--- SICK LEAVE ---		---- VACATION ----		---- COMP TIME ---		---- HOLIDAY ----		----- TOTALS -----	
			AVAIL	VALUE	AVAIL	VALUE	AVAIL	VALUE	AVAIL	VALUE	AVAIL	VALUE
GRAND TOTALS			51881.71	16885.07	19658.68	367618.39	18827.96	354847.83	18972.50	362039.20	9340.85	2101390.49